



D&D Hi-Performance Gate Hardware

D&D TECHNOLOGIES



20 YEARS OF INNOVATION



D MAGNALatch



D TRUClose



D z-Lokk



D LOKKLatch PRO.SL



D KWIKFit



D LOKKLatch DELUXE




D ACCESSORIES



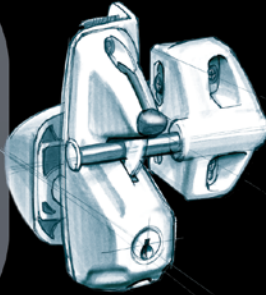
D LOKKLatch



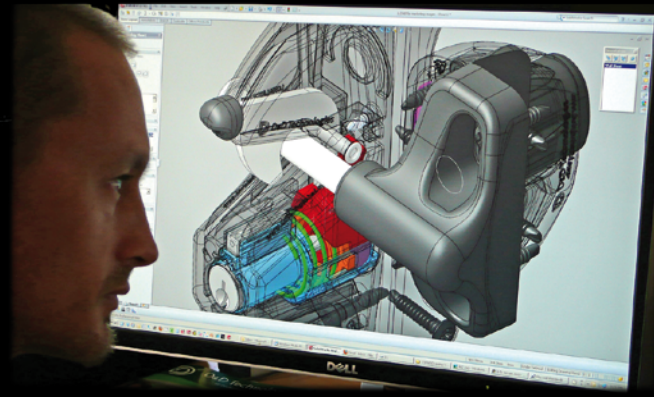
D T-Latch



20 years of Innovation & Proven Reliability!



Product Innovation



Advanced Engineering

20 YEARS OF D&D TECHNOLOGIES: A COMPANY BUILT ON 5 PILLARS

D&D Technologies is celebrating 20 years of innovation excellence.

We don't just talk about our company's "5 PILLARS," we live and breathe them. They have evolved over 20 years of success and commitment to product quality, reliability, safety and security.

INNOVATION

Innovation is defined as "the introduction of new things." Magnetic gate latches that latch reliably and save lives? D&D invented them. Rust-free polymer gate hinges? We invented them too. Key-lockable privacy and security latches that lock and operate from both sides of the gate? Ours. Highly adjustable latches and hinges that aid smooth, ongoing operation of gates of all types? Another D&D innovation.

But it doesn't stop there. Constant evolution and continuous improvement of existing products is a given.

QUALITY & VALUE

It's a fact - the world has changed a lot in 20 years. Customers increasingly demand products that will last the test of time - quality products that will function strongly and reliably, ones that are proven in the field to save lives, eliminate hassles and minimize the prospect of litigation.

D&D's commitment to having its own manufacturing facilities and strict (ISO) quality systems are critical factors behind the successful products you have come to rely on for over 20 years.

Most competitor products are outsourced, and so have little to no quality control.

ADVANCED ENGINEERING & MATERIALS

D&D Technologies stands at the cutting-edge of design and innovation. As the inventor of "polymer" and "magnetic" gate hardware, D&D is the market leader, not an imitator. Our experienced engineers, designers and technicians utilize the latest CAD/CAM capabilities, 3D modeling and stringent testing programs to ensure products meet the strictest quality and safety standards. We've been doing this for 20 years, so we understand the complex science of polymer molding and crafting D&D's unique engineering polymer blends with other high-tech materials to produce superior gate hardware.

VALUE-ADDED SERVICE & SUPPORT

D&D is dedicated to industry leading marketing and customer support. No other gate hardware manufacturer provides the level of support that D&D's customers enjoy, including: a comprehensive range of free marketing materials, trade- and consumer-driven advertising, local sales support, product training, technical product support (bilingual) and substantial inventory for quick delivery of orders. All of these help increase sales and profits for our valued customers!

GLOBAL STRATEGIC PARTNERS

Because D&D Technologies operates on a global scale we are familiar with fencing markets around the world. We enjoy working with our business partners in exploring new markets to increase their profits. This allows us to remain progressive and transfer leading technology around the globe. You won't need to wonder if there's something better out there!



World-Class Manufacturing

Rigorous Testing & Product Improvement

MEMBERSHIPS



D&D Technologies is the founding sponsor of the National Drowning Prevention Alliance, and is proud to support this important and potentially life-saving effort.

D&D TECHNOLOGIES WORLDWIDE AFFILIATIONS AND RECOGNIZED CODE COMPLIANCE:

AUSTRALASIA • Master Locksmiths Association of Australasia Ltd • Standards Australia — Pool Fencing & Safety Gate Compliance • Swimming Pool & Spa Association (SPASA) • Royal Life Saving Society of Australia (RLSSA) • Laurie Lawrence's "Kids Alive — Do The Five" Program • Water Safety New Zealand (WSNZ) • McDonald's® Restaurant Playlands (Australia)

• Architectural Hardware Industry Association (AHIA) • Master Builders' Association (MBA)

NORTH AMERICA • U.S. Consumer Product Safety Commission (CPSC) • AFA Field Training School Faculty • Association of Pool & Spa Professionals (APSP) • International Code Council (ICC) • ASTM International (ASTM) • Founding Sponsor, National Drowning Prevention Alliance (NDPA)

EUROPE • Certain products conform with AFNOR Standard NF P90-306 (relating to swimming pools; tested by LNE E013331)

Limited LIFETIME WARRANTY & LIMITATION OF LIABILITY

D&D Technologies ("D&D") products are warranted to be free of defects in materials and workmanship to the original purchaser for as long as he/she owns the product. If a structural defect appears, the original purchaser may return the item, freight prepaid, together with proof of purchase to D&D or its approved international agents.

D&D or its agent will, at their discretion, repair or replace the defective item or part without charge to the purchaser. THIS WARRANTY SHALL NOT APPLY WHEN the product has been tampered with, when repairs or attempted repairs have been made by unauthorized persons, where the item has been subjected to misuse, abuse, accident or damage in transit, or where the installer has not followed the instructions set out during installation, operations or Maintenance Requirements.

IN NO EVENT SHALL THE COMPANY BE LIABLE FOR ANY INCIDENTAL OR CONSEQUENTIAL DAMAGES. No warranty is given other than that set out above. No other express or implied warranties (including statutory warranties) apply, other than warranties which may not be legally excluded.

For full warranty details & conditions please refer to the product documentation.

Note: D&D Technologies reserves the right to modify or update any products within this catalog without notice.

GATE LATCHES & LOCKS

PAGE

LATCH SELECTION GUIDE

4

D° MAGNALatch®	Swimming Pools and Child Safety Areas	10
D° MAGNALatch®	Glass Hardware Kit Round Post Glass Gate Latch	15
D° Z-Lokk®	Magnetic Gate Lock	16
D° LOKKLatch®	PRO.SL Self-Locking Security	20
D° LOKKLatch®	DELUXE Privacy & Security Gate Latch	22
D° LOKKLatch®	General-Purpose Gate Latch	24
D° T-Latch	Toggle-Action, General-Purpose Gate Latch	26

Architectural Security Locks

D° SECURITYLocks®	Superior Stainless Steel Security	27
--------------------------	-----------------------------------	----

GATE HINGES

HINGE SELECTION GUIDE

6

D° TRUClose®	Adjustable, Self-Closing Safety Gate Hinges	30
D° KWIKFit®	General-Purpose Gate Hinges	38

HINGE SPECIFICATIONS

34

GATE ACCESSORIES

D° LOKKBolt®	Lockable Drop Bolt	40
D° Q-Bolt®	Padlockable Drop Bolt	41
D° GATEStop®	Gate Alignment Device	42
D° GATEHandle®	Universal Gate Handle	42



You can quick-search
the information about each
product at a glance.



Choosing your latch or lock...

* See pages 11 & 12 for 2" (50mm) Gap Adaptor Kits



GATE LATCH SPECIFIER								
GATE PRODUCT	GATE MATERIAL	STYLE	LOCK TYPE/ REKEYABLE	KEYED ALIKE	IDEAL GATE GAP	GAP VARIANCE	VERTICAL ADJUSTMENT	LOCKS OR OPERATES BOTH SIDES OF GATE
MagnaLatch® Top Pull	Metal, Wood, Vinyl, Chain link	Magnetic	Wafer/No	YES	3/4" 19mm	1/2" – 17/16" 13–36mm *	1 1/2" 38mm	Depends on gate size & type
MagnaLatch® Vertical Pull	Metal, Wood, Vinyl, Chain link	Magnetic	Wafer/No	YES	3/4" 19mm	1/2" – 17/16" 13–36mm *	3/4" 19mm	Depends on gate size & type
MagnaLatch® Side Pull **	Metal, Wood, Vinyl	Magnetic	No Lock	No Lock	3/8" 10mm	3/8" – 3/4" 10–19mm	3/8" 10mm	NO
MagnaLatch® Side Pull (GLASS)	Glass Gates	Magnetic	No Lock	No Lock	3/8" 10mm	3/8" – 3/4" 10–19mm	3/8" 10mm	NO
Z-LOKK™	Metal	Magnetic	6-pin/Yes	Optional	3/4" 19mm	3/8" – 1 1/4" 10–32mm	1 1/2" 13mm	YES
LokkLatch® PRO-SL (Self-Locking)	Metal, Wood, Vinyl	Gravity	6-pin/Yes	Optional	3/4" 19mm	1/2" – 1 1/2" 13–38mm	3/8" 10mm	YES
LokkLatch® DELUXE	Metal, Wood, Vinyl	Gravity	6-pin/Yes	Optional	1" 25mm	5/8" – 1 1/2" 16–38mm	1 1/2" 13mm	YES
LokkLatch®	Metal, Wood, Vinyl	Gravity	Wafer/No	YES	3/4" 19mm	3/8" – 1 3/8" 10–35mm	1 1/2" 13mm	YES with EAK
LokkLatch® Round Post	Chain link	Gravity	Wafer/No	YES	1 1/2" 38mm	1" – 2" 25–50mm	1 1/2" 13mm	YES
T-Latch™	Metal, Wood, Vinyl	Gravity	Padlockable	N/A	3/4" 19mm	3/8" – 1 3/4" 10–35mm	1 1/2" 13mm	NO
D&D HaspLock™ Architectural	Metal	Hasp Lock	6-pin/Yes	Optional	N/A	N/A	N/A	NO
D&D PullBolt™ Architectural (Face Mount)	Metal	Throw Bolt	6-pin/Yes	Optional	3/16" 5mm	3/32" – 11/32" 2–9mm	N/A	NO
D&D PullBolt™ Architectural (Side Mount)	Metal	Throw Bolt	6-pin/Yes	Optional	1/4" 6mm	1/8" – 1/2" 3–13mm	N/A	NO

** When used on a swimming pool gate, a protective shield (e.g. acrylic) must be used

Checking the product's application...

METAL	WOOD	VINYL	CHAINLINK	SAFETY GATES	PEDESTRIAN GATES	PRIVACY GATES	DOUBLE DRIVE	AVAILABLE IN WHITE	
•	•	•	•*	•	•	•	•	•	MagnaLatch® Top Pull
•	•	•	•*	•	•	•	•	•	MagnaLatch® Vertical Pull
•	•	•		•	•			•	MagnaLatch® Side Pull
•				•					MagnaLatch® Side Pull – glass
•					•				Z•LOKK™
•	•	•			•	•	•	•	LokkLatch PRO-SL®
•	•	•			•	•	•	•	LokkLatch DELUXE®
•	•	•			•	•	•	•	LokkLatch®
			•		•		•		LokkLatch® Round Post
•	•	•			•		•		T•Latch™
•									D&D HaspLock™
•									D&D PullBolt™ Face Mount
•									D&D PullBolt™ Side Mount

* Using Round Post Adaptor Kit

MagnaLatch®
Top Pull
(p10)



MagnaLatch®
Vertical Pull
(p13)



MagnaLatch®
Side Pull
(p14)



MagnaLatch®
Side Pull – glass
(p15)



Z•LOKK™
(p16)

LokkLatch
PRO-SL®
(p20)



LokkLatch
DELUXE®
(p22)



LokkLatch®
(p24)



T•Latch™
(p26)



D&D
HaspLock™
(p27)



D&D
PullBolt™
Face Mount
(p28)



D&D
PullBolt™
Side Mount
(p29)



Choosing The Correct Hinge...

▼ REGULAR RANGE



REGULAR RANGE RESIDENTIAL - Light to medium weight pool & house gates



TCA1-MK2
Page 34



TCA1L2-MK2
Page 34



TCA2-MK2
Page 34



TCA2L2-MK2
Page 34



TCA3-MK2
Page 34



TCA3L2-MK2
Page 34

TCAMA1
MiniMulti™
Page 32



TCAMA2
MiniMulti™
Page 32



TCAMA2RND
MiniMulti™
Page 32



TCA4
DecoMold™
Page 35



TCP
Page 34



PRODUCT CODE	GATE MATERIAL	IDEAL GAP	GAP VARIANCE	VERTICAL ADJUSTMENT	MAXIMUM SELF-CLOSING WEIGHT*	MAXIMUM GATE LOAD
TCA1-MK2	Metal	3/4" 19mm	1/4" - 7/8" 6-22mm	N/A	55 lb 25kg	450 lb 205kg
TCA1L2-MK2	Metal	Fixed at 3/4" 19mm	N/A	N/A	55 lb 25kg	550 lb 250kg
TCA2-MK2	Metal, Wood	3/4" 19mm	1/4" - 7/8" 6-22mm	N/A	55 lb 25kg	450 lb 205kg
TCA2L2-MK2	Metal, Wood	Fixed at 3/4" 19mm	N/A	N/A	55 lb 25kg	550 lb 250kg
TCA3-MK2	Vinyl, Wood	3/4" 19mm	1/4" - 7/8" 6-22mm	N/A	55 lb 25kg	450 lb 205kg
TCA3L2-MK2	Vinyl, Wood	Fixed at 3/4" 19mm	N/A	N/A	55 lb 25kg	550 lb 250kg
TCAMA1	Metal, Wood, Vinyl	1 1/8" 29mm	7/8" - 1 1/2" 22-36mm	3/4" 19mm	55 lb 25kg	375 lb 170kg
TCAMA2	Metal, Wood, Vinyl	1 3/8" 35mm	7/8" to 2" 22-50mm	3/4" 19mm	55 lb 25kg	375 lb 170kg
TCAMA2RND (Round Post)	Chain link	1 3/8" 35mm	7/8" - 2" 22-50mm	3/4" 19mm	55 lb 25kg	375 lb 170kg
TCA4	Wood	3/4" 19mm	1/4" - 7/8" 6-22mm	N/A	55 lb 25kg	450 lb 205kg
TCP (Plain, pivoting. Not self-closing)	Metal, Wood, Vinyl	1/2" 12mm	1/4" - 7/8" 6-22mm	N/A	N/A	300 lb 135kg

* Ratings are based upon one pair of hinges on a maximum gate size of 5'H x 3'W (1524H x 915mmW)

**EITHER
HINGE will
fit ANY
square post
application**



Hinge Selection Guide

▼ HEAVY DUTY RANGE

TCHD1A-MK2
Page 36TCHD1AL1-MK2
Page 36TCHD1AL2-MK2
Page 36TCHD1-MK2
Page 36TCHD1L2-MK2
Page 36TCHD2L2-MK2
Page 36TCHD2L1S-MK2
Page 36TCHDMA1
MultiAdjust™
Page 31TCHDRND1-MK2
Page 33Page 33
TCHDRND2-MK2

HEAVY DUTY RANGE RESIDENTIAL/COMMERCIAL - Heavy, large, high-traffic gates

PRODUCT CODE	GATE MATERIAL	IDEAL GAP	GAP VARIANCE	VERTICAL ADJUSTMENT	MAXIMUM SELF-CLOSING WEIGHT*	MAXIMUM GATE LOAD
TCHD1A-MK2	Metal	3/4" 19mm	1/4"-1" 6-25mm	N/A	132 lb 60kg	700 lb 318kg
TCHD1AL1-MK2	Metal	3/4" 19mm	1/4"-1" 6-25mm	N/A	132 lb 60kg	700 lb 318kg
TCHD1AL2-MK2	Metal	Fixed at 3/4" 19mm	N/A	N/A	132 lb 60kg	1,000 lb 453kg
TCHD1-MK2	Metal, Wood, Vinyl	3/4" 19mm	1/4"-1" 6-25mm	N/A	132 lb 60kg	700 lb 318kg
TCHD1L2-MK2	Metal, Wood, Vinyl	Fixed at 3/4" 19mm	N/A	N/A	132 lb 60kg	1,000 lb 453kg
TCHD2L2-MK2	Wood, Vinyl	Fixed at 3/4" 19mm	N/A	N/A	132 lb 60kg	1,000 lb 453kg
TCHD2L1S-MK2	Wood, Vinyl	3/4" 19mm	1/4"-1" 6-25mm	N/A	132 lb 60kg	700 lb 318kg
TCHDMA1	Wood, Vinyl	1" 25mm	5/8"-1 3/8" 16-35mm	3/4" 19mm	132 lb 60kg	700 lb 318kg
TCHDRND1-MK2 (Round Post)	Chain Link	1" 25mm	3/4"-1 3/8" 19-35mm	N/A	132 lb 60kg	700 lb 318kg
TCHDRND2-MK2 (Round Post)	Chain Link 2" Railing Systems	1" 25mm	3/4"-1 3/8" 19-35mm	N/A	132 lb 60kg	700 lb 318kg

* Ratings are based upon one pair of hinges on a maximum gate size of 6'H x 4'W (1830H x 1220mmW)

ECONOMICAL



KFP



KFS



KFA

Page 38

KWIKFIT™ HINGES, RESIDENTIAL - Light to medium weight residential gates

























PRODUCT CODE	GATE MATERIAL	IDEAL GAP	GAP VARIANCE	SELF CLOSING	MAXIMUM SELF-CLOSING WEIGHT*	MAXIMUM GATE LOAD
KFP	Metal, Wood, Vinyl	Fixed at 3/4" 19mm	N/A	NO	N/A	375 lb 170kg
KFS	Metal, Wood, Vinyl	Fixed at 3/4" 19mm	N/A	YES	45 lb 20kg	375 lb 170kg
KFA	Metal, Wood, Vinyl	Fixed at 3/4" 19mm	N/A	YES	26 lb 12kg	375 lb 170kg

* Ratings are based upon one pair of hinges on a maximum gate size of 5'H x 3'W (1524H x 915mmW)

By using these guides you can easily select which product can be used on which gate materials and applications



Checking the hinges' application

	METAL	WOOD	VINYL	CHAINLINK	SAFETY GATES	PEDESTRIAN GATES	PRIVACY GATES	DOUBLE DRIVE	AVAILABLE IN WHITE
 Page 34	•				•	•			•
 Page 34	•				•	•			•
 Page 34	•	•			•	•	•		
 Page 34	•	•			•	•	•		
 Page 34		•	•		•	•	•		
 Page 34		•	•		•	•	•		•
 Page 32	•	•	•		•	•	•		
 Page 32	•	•	•		•	•	•		•
 Page 32				•	•	•			
 Page 35		•				•	•		
 Page 34	•	•	•			•			
 Page 36	•				•	•		•	•
 Page 36	•				•	•		•	
 Page 36	•				•	•		•	•
 Page 36	•	•	•		•	•	•	•	
 Page 36	•	•	•		•	•	•	•	
 Page 31		•	•		•	•	•	•	•
 Page 31		•	•		•	•	•	•	•
 Page 31		•	•		•	•	•	•	•
 Page 33				•	•	•		•	
 Page 33				•	•	•		•	
 Page 38	•	•	•					•	
 Page 38	•	•	•			•	•		
 Page 38	•	•	•		•	•	•		

Gate accessories' application



	METAL	WOOD	VINYL	CHAINLINK	SAFETY GATES	PEDESTRIAN GATES	PRIVACY GATES	DOUBLE DRIVE	AVAILABLE IN WHITE
Lokk•Bolt™ 18" model LB118BX	•						•	•	•
Lokk•Bolt™ 24" model LB124BX	•						•	•	•
Lokk•Bolt™ 18" model LB218BX		•	•				•	•	
Lokk•Bolt™ 24" model LB224BX		•	•				•	•	
Q•Bolt™ 24" model QB124	•						•	•	
Q•Bolt™ 24" model QB224		•	•				•	•	
Q•Bolt™ 40" model QB140	•						•	•	
Q•Bolt™ 40" model QB240		•	•				•	•	
Gate•Stop™ TCGS1			•			•	•	•	•
Gate•Stop™ TCGS2		•	•			•	•	•	
Gate•Stop™ TCGS3	•					•	•	•	
Gate •Handle™	•	•	•			•	•	•	•

Code	Applications	Color
MLTPS2BGA	Swimming Pool & Child Safety Latch	Black, White

MAGNALatch® TOP PULL
MAGNETIC SAFETY GATE LATCH
FOR POOLS AND CHILD SAFETY AREAS

- Magnetically triggered latching
- Key lockable safety (Top Pull & Vertical Pull)
- Adjusts horizontally and vertically
- Patented ‘Lost Motion’ Technology
- Quick and easy to install



Independently tested to meet Pool Barrier & Safety Codes

Features	Benefits
<ul style="list-style-type: none"> • Patented magnetic self-latching • Meets international barrier/safety codes • Quality molded polymers & stainless steel • Key lockable (Top Pull & Vertical Pull) • Screws hidden while locked • Engineered for ease of installation • Latches even in the “locked” position • Won’t disengage from shaking & pulling • Magnet is sealed from the elements 	<ul style="list-style-type: none"> No mechanical jamming during closure Unprecedented reliability & safety No rusting, binding or staining Added safety and peace-of-mind Resists tampering Reduced installation time (costs) Exceptional safety & reliability Can’t be forced open Magnet won’t rust or corrode



WORLD’S #1 CHILD SAFETY GATE LATCH



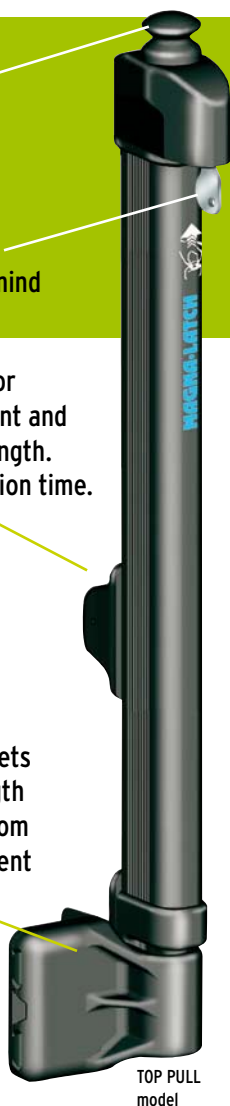
Vertical and horizontal adjustment makes installation easy and helps to overcome future gate misalignment due to gate sag or ground settling

Latch release knob sits out of reach of toddlers

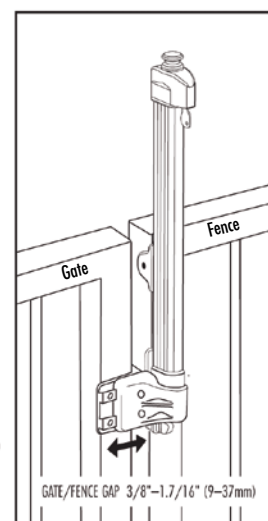
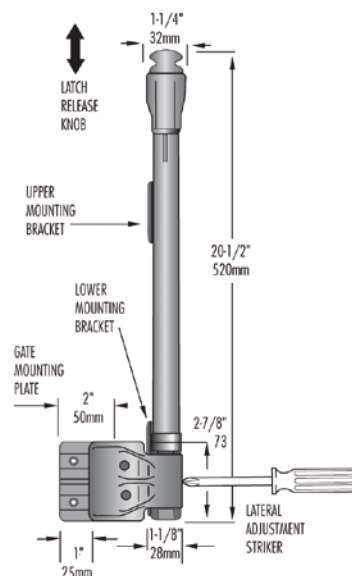
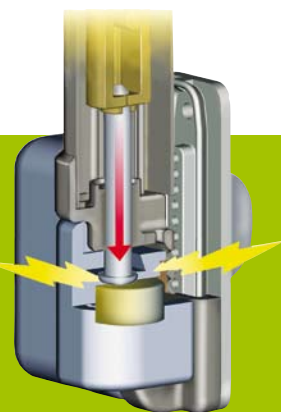
Key lockable for added peace-of-mind

Side fixing legs for accurate alignment and added fixing strength. Reduces installation time.

Permanent magnets never lose strength and are sealed from elements to prevent corrosion



MAGNETICALLY TRIGGERED



NOTE: MagnaLatch Top Pull and Vertical Pull are keyed-alike

Most swimming pool barrier codes require gates to be self-closing and self-latching. The MagnaLatch® range has been designed and independently tested to meet strict international safety codes.


Protect kids! Get height requirements from your local building department to make sure the barrier complies



ROUND POST ADAPTOR KIT

The 'Round Post Adaptor Kit' is an optional kit for mounting MagnaLatch 'Top Pull' or 'Vertical Pull' latches to gates and fences with round posts.

The kit includes adaptor brackets and shims to fit most common chain link and railing post diameters.



Post diameters: 1 7/8"-2" (48-50mm), 2 3/8" (60mm), 2 7/8" (73mm)
Gate diameters: 1 3/8" (35mm), 1 5/8" (41mm)

MAGNALatch® TOP PULL

MAGNETIC SAFETY GATE LATCH

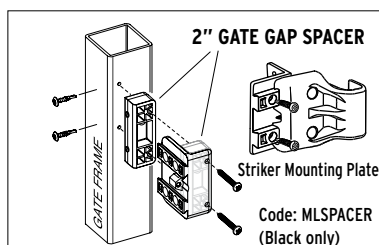
FOR POOLS AND CHILD SAFETY AREAS

INSTALLATION REQUIREMENTS

(Top Pull & Vertical Pull models)

For swimming pool and other child safety gates, most Barrier Codes and Standards specify the following requirements:

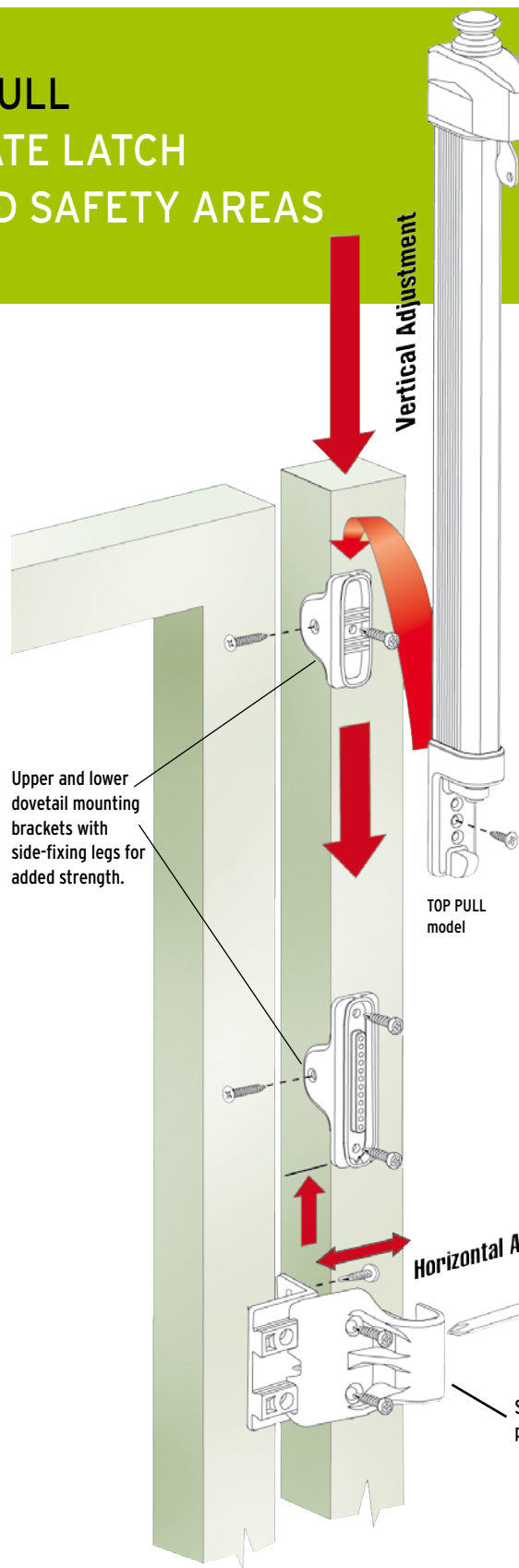
- The pool gate must open outward, away from the pool, so the latch must be installed on the outside of the gate
- The latch release knob is to be mounted at least 54" or 60" (1370 or 1500mm) above finished ground - or at a height specified by your local community Codes
- The fence height should be a minimum 48" (1200mm) above finished ground - or at a height specified by your local barrier/fencing codes



2" (50mm) GATE GAP SPACER

Applies to North America only...

The MagnaLatch® comes standard with a gate gap variance of $\frac{3}{8}$ " to $\frac{1}{16}$ ". For larger gaps of $\frac{1}{2}$ "-2", an optional spacer is available. Install the spacer behind the Striker Mounting Plate to ensure proper latch installation and operation.




SAFETY NOTE

After installation, inform gate owners that it is their responsibility to inspect and adjust any gate latches and hinges to compensate for ground movement and other factors, so that the gate continues to self-close and self-latch effectively.

ADDITIONAL SAFETY

To make a safety gate complete, add TruClose adjustable, self-closing gate hinges with a Hinge Safety Cap. The cap prevents toddlers from using the hinge top as a toe-hold.



TCACAP Regular
TCHDCAP Heavy Duty

Horizontal Adjustment

Striker adjusts from the side to provide greater convenience.



Code	Applications	Color
MLVPS2BGA	Pool, Child Safety and Pet Latch	Black, White

MAGNALatch® VERTICAL PULL MAGNETIC SAFETY GATE LATCH FOR POOL, CHILD SAFETY AND PET GATES

- Magnetically triggered latching
- Key lockable safety (Top Pull & Vertical Pull)
- Adjusts horizontally and vertically
- Patented 'Lost Motion' Technology
- Quick and easy to install



Pet Security Gate Latch

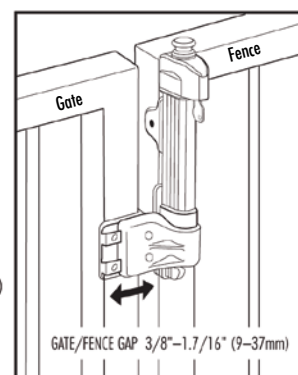
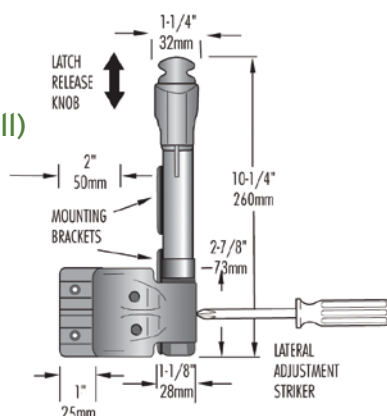
MagnaLatch is also suitable for house and garden gates where pet security and pet access control are important.

It helps to prevent pets from escaping and keeps them safe from unwanted intruders.



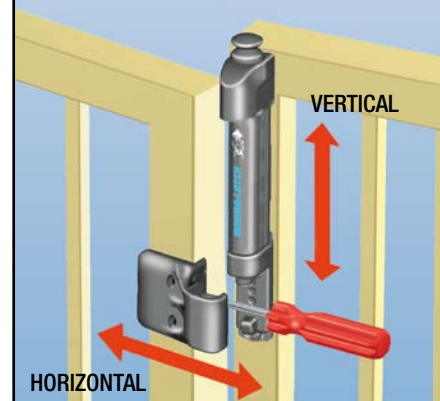
VERTICAL PULL
model
MLVPS2BGA

Used on pet gates, the Vertical Pull offers all the same safety features as the taller Top Pull



Adjusts in two directions!

Adjustable striker offers horizontal adjustment of 1/2"–17/16" (13–37mm) and vertical adjustment of 1 1/2" (38mm) for the Top Pull model and 3/4" (19mm) for the Vertical Pull.



Code	Applications	Color
MLSPS2	General-Purpose Gate Latch	Black, White

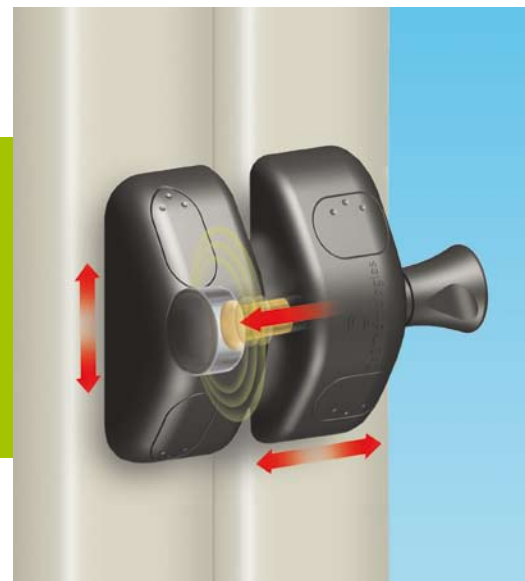
MAGNALatch® SIDE PULL

MAGNETIC SAFETY GATE LATCH

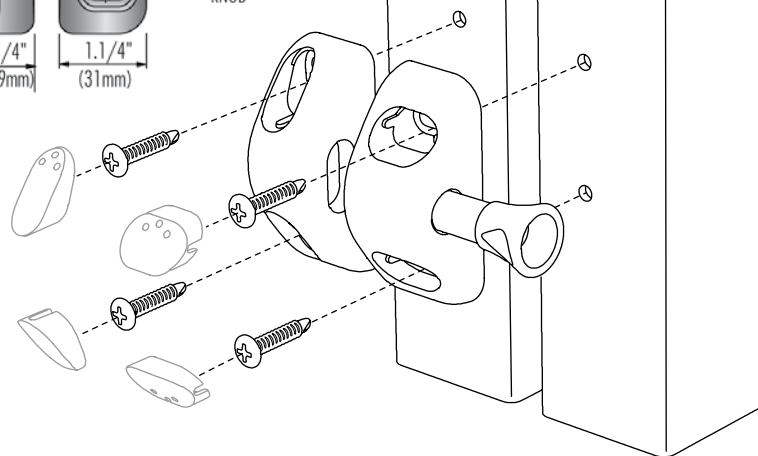
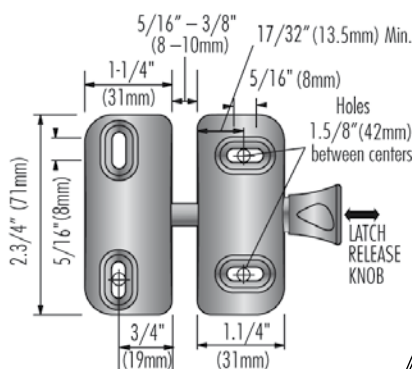
FOR GENERAL-PURPOSE GATES

Ideal around homes and gardens

- Super-strong permanent magnets never lose their power
- Adjusts horizontally and vertically
- Will not rust or corrode
- Quick and easy to install
- Stylish dress caps



QUICK & EASY INSTALLATION



Important:

When used on picket-style swimming pool gates, a compliant acrylic shield must be used to prevent latch access by toddlers. Consult local authorities for pool fencing codes.



Features

- Patented magnetic self-latching
- Quality molded polymers & stainless steel
- Dress caps hide screws
- Engineered for ease of installation
- Won't disengage from shaking & pulling
- Magnet is sealed from the elements

Benefits

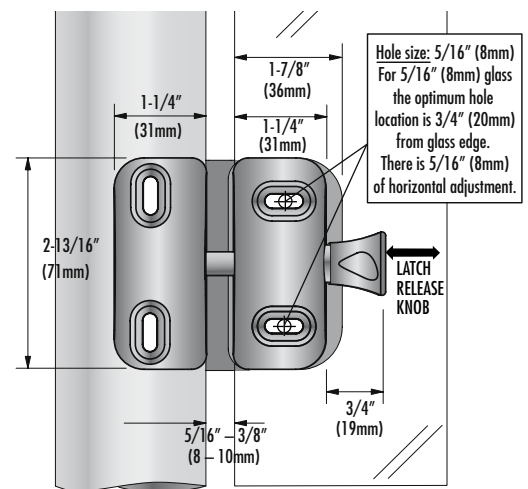
- No mechanical jamming during closure
- No rusting, binding or staining
- Stylish appearance
- Reduced installation time (costs)
- Can't be forced open
- Magnet won't rust or corrode

The Side Pull model allows easy horizontal and vertical adjustment of up to 3/8" (10mm) at any time during or after installation. This makes it easy to compensate for gate movement and sagging over time, so that the gate continues to self-close and self-latch effectively.


Code	Applications	Color
MLSPS2GHK	Swimming Pool & Child Safety Latch	Black

MAGNALatch® SIDE PULL GLASS HARDWARE KIT MAGNETIC SAFETY GATE LATCH FOR SWIMMING POOL & OTHER GLASS GATES

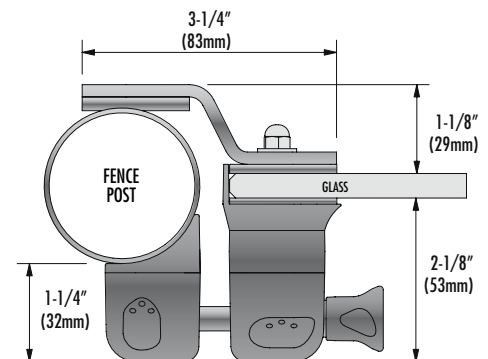
- Magnetically triggered latching
- Adjusts horizontally and vertically
- Will not rust or corrode
- Quick and easy to install
- For use on pool gates made of 5/16" (8mm) or 3/8" (10mm) thick glass fitted to 2" (50mm) round posts



View of "Gate Stop" side



Soft, quiet closure prevents gate from swinging past the fence post



Features

- Impact-absorbing Gate Stop with rubber pad and Precious Silver Pearl coating
- Fixing points covered by dress caps
- Horizontal & vertical adjustment
- Quality molded polymer/stainless steel

Benefits

- Protects gate, latch & hinges
- Sleek, stylish finish
- Makes future fine-tuning easy
- No rusting, binding or staining

Code	Applications	Color
ZL1	Metal gate frames up to 1 5/8" (41mm)	Black
ZL2	Metal gate frames up to 2 1/2" (64mm)	Black

z-Lokk®

Magnetic dual-sided gate lock for picket-style metal gates.

- Magnetically triggered latching
- No milling, hole-drilling or welding required
- No special tools required
- Two sizes for metal picket-style gates
- Dual 6-pin rekeyable locks
- Operates and locks from both sides
- Adjusts horizontally and vertically
- Will not rust or corrode
- Quick and easy to install
- Available in keyed-alike model



**Installed cost is
50% LESS
than a lock box**



Features	Benefits
• Patented magnetic self-latching	No mechanical jamming during closure
• No milling, hole-drilling or welding required	Easy installation
• Fully adjustable (during & after installation)	Overcomes gate movement/sag
• Dual 6-pin locks are rekeyable by locksmith	Added safety and peace-of-mind
• Only 45° turn of handle to unlatch	Easy, simple operation
• Lever handle (front & back)	One-handed operation
• Will latch, even in the "locked" position	Exceptional safety and reliability
• Quality Assurance ISO 9001 manufacturer	Limited Lifetime Warranty
• Fits left or right hand gates	Works anywhere

Z-Lokk® MAGNETIC GATE LOCK

Magnetically triggered locking security for metal picket-style gates

One of the key features of the Z•LOKK™ is the fact that it can be installed without any milling, hole-drilling or welding. It also provides up to 1/2" (13mm) of vertical and 7/8" (22mm) of horizontal adjustment at any time during or after installation!

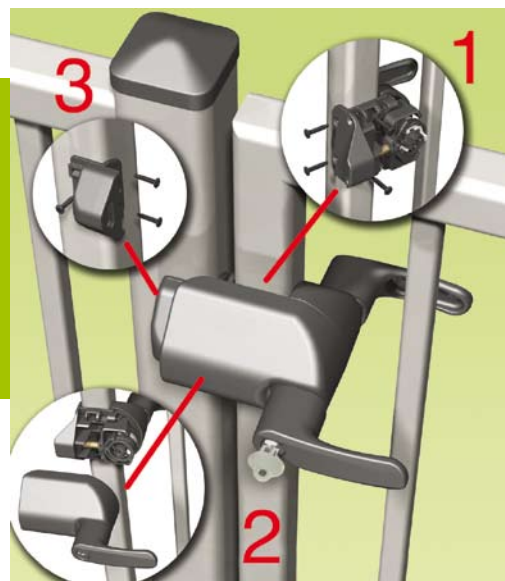
Z•LOKK™ is available in two models: one to fit gate frames of up to 1 5/8" (41mm), and a longer bodied model to fit gate frames of up to 2 1/2" (63mm). Special adaptor spacers are provided with each lock to accommodate different gate frame widths (see table on right).

This quality lock can simultaneously open or lock the gate from both sides of the fence, and can be conveniently re-keyed (by a locksmith) to match other house locks via its dual 6-pin locks. Z•LOKK™ can also be readily mounted to either left-hand or right-hand hinged gates.

It used to take me twice as long to install a lock box, with all the all the welding, painting, waiting and hardware installation. Now I can get in and out quickly!



Super Strong
Engineering
Polymer



**Installation in
3 easy steps!**

CHOOSE THE CORRECT SPACER FOR EACH GATE:

Z1	Supplied Spacer	Gate Frame Width	Min. Distance to 1st Picket
	–	1 5/8" (41mm)	1 5/8" (41mm)
	1/8" (3mm)	1 1/2" (38mm)	1 3/4" (44mm)
	3/8" (10mm)	1 1/4" (32mm)	2" (50mm)
	5/8" (16mm)	1" (25mm)	2 1/4" (57mm)
Z12	Supplied Spacer	Gate Frame Width	Min. Distance to 1st Picket
	–	2 1/2" (63mm)	1 5/8" (41mm)
	1/2" (13mm)	2" (50mm)	2 1/8" (54mm)
	3/4" (19mm)	1 3/4" (44mm)	2 3/8" (60mm)

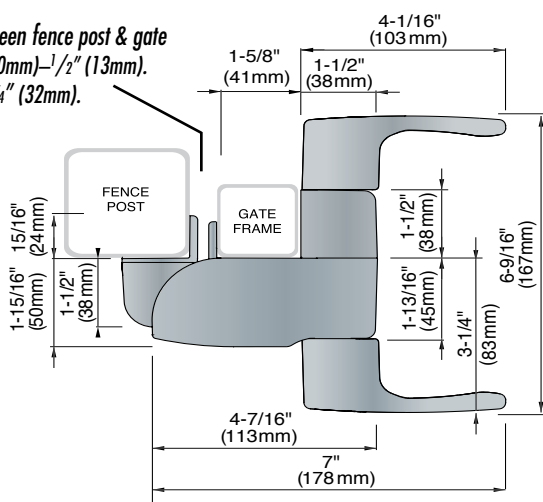
Z-Lokk®

LOCKING SECURITY FOR PICKET-STYLE GATES

Z•LOKK™ Model: ZL1

Ideal for most metal gate frames up to 15/8" (41mm)

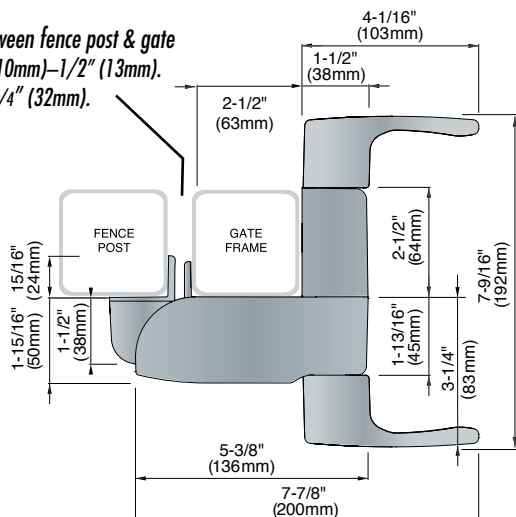
Min. gap between fence post & gate frame is 3/8" (10mm)–1/2" (13mm).
Max. gap 1 1/4" (32mm).



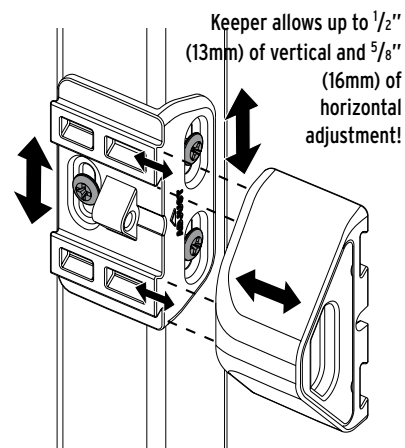
Z•LOKK™ Model: ZL2

Ideal for larger metal gate frames up to 2 1/2" (63mm)


Min. gap between fence post & gate frame is 3/8" (10mm)–1/2" (13mm).
Max. gap 1 1/4" (32mm).



Fully Adjustable Keeper



Note: Z•LOKK™ is not suitable for child safety gates, due to its one-handed operation. For child safety applications, please refer to our MagnaLatch® Range of products.



Z•LOKK™ features dual 6-pin lock cylinders that are rekeyable.

LOKKLATCH®

LOCKING SECURITY FOR ALL GATE APPLICATIONS

Whether you need a commercial-grade latch with self-locking capabilities, a privacy & security latch, or a cost-effective, general-purpose latch for the garden gate, there's a LokkLatch® designed specifically for the job.

- Super-strong polymer & stainless steel components
- Key lockable convenience
- Adjustable vertically & horizontally



DESIGNED FOR SECURITY AND STYLE

- Locks & operates from both sides of a gate
- Drill only one hole through post
- Suitable for wood, metal & vinyl gates
- Dual 6-pin locks are rekeyable

(See p.22 for details)



HEAVY DUTY SELF-LOCKING SECURITY

- Locks automatically when it closes. A key is required to enter and exit.
- Ideal for apartments, condos, gated communities and commercial properties
- Operates from both sides of a gate
- Drill only one hole through post
- Dual 6-pin locks are rekeyable

(See p.20 for details)



MODERN STYLING - RELIABLE LATCHING

- General purpose gate latch, ideal for use around homes and gardens
- Quick and easy installation
- One model fits metal, vinyl or wood gates
- Chain link model fits variety of diameters

(See p.24 for details)

Code	Applications	Color
LLP1S	Metal/wood privacy & security gates	Black, White
LLP2S	Vinyl privacy & security gates	Black

LOKKLATCH® PRO.SL
Self-locking security for
apartments, condos and
commercial properties

Requires key
for entry and exit



- Self-locking security - automatically locks behind you
- Operates from both sides of gate
- Dual 6-pin, rekeyable locks
- Fits posts up to 6" (150mm) deep
- Super-strong engineering polymer construction & stainless steel parts
- Drill only one hole through post



EXTERNAL ACCESS KIT
fits to the opposite
side of the gate.



Minimize installation time
by drilling only one hole
through the post!



Features	Benefits
• Vertically & horizontally adjustable	Overcomes ground movement and gate sag
• Detachable polymer push rod	Easy to cut to required length
• Now fits 6" (150mm) posts	Fits larger vinyl and wood posts
• Fitting jig included	Cuts installation time in half
• Two different models	For metal, wood & vinyl gates
• Keyed-alike models optional	Can be keyed-alike to other D&D products

Ideal for apartments, condos, commercial and other security applications

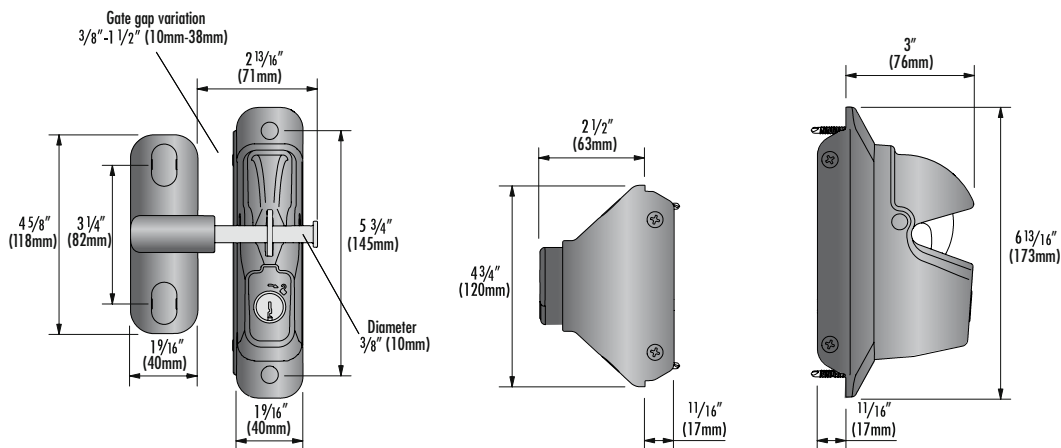
LOKKLATCH® PRO.SL

Operates from both sides, requiring a key for entry and exit

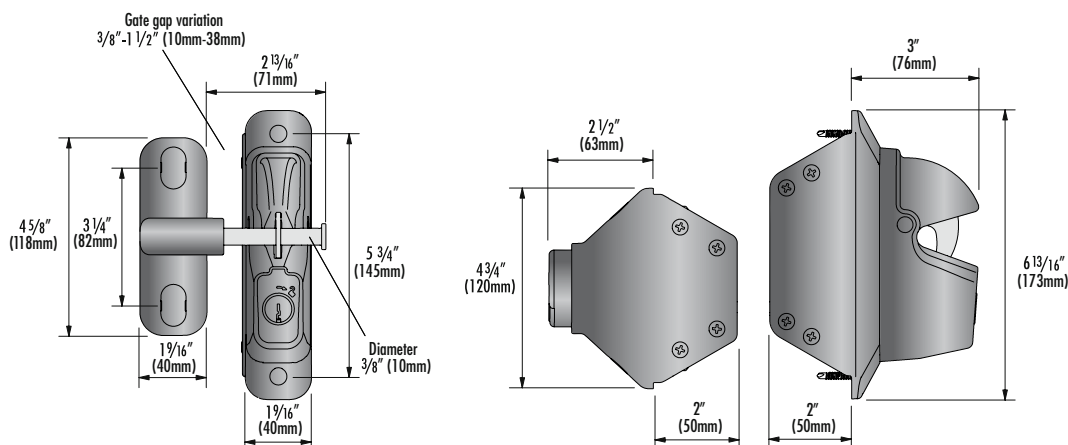
- Vinyl model has wider side-fixing legs
- Automatically locks when gate closes
- Simply turn the key to enter & exit



Model: LLP1S



Model: LLP2S



Super Strong



Engineering Polymer

Code	Applications	Color
LLDAB (Latch + EAK)	For Privacy & Security Gates	Black, White

LOKKLATCH®
DELUXE

The ultimate dual-lockable gravity latch for privacy gates

- Why choose LokkLatch® DELUXE?

 - Operates and locks from both sides of gate
 - Easy installation - only drill one hole
 - Dual 6-pin rekeyable locks
 - Saves installation time, hassles and \$\$\$
 - No special tools required
 - One latch model fits metal, wood & vinyl gates
 - Fully adjustable for easy installation
 - Super-strong, engineering polymer and stainless steel construction



The External Access Push-Button allows the LokkLatch DELUXE to be locked and operated from both sides of the gate.

Features	Benefits
<ul style="list-style-type: none"> • Vertically & horizontally adjustable • Detachable polymer push rod • Fits 6" (150mm) deep posts • Fitting jig included • One model for all materials • Keyed-alike optional • 316-grade stainless steel components 	<ul style="list-style-type: none"> Overcomes ground movement and gate sag Easy to cut to length Fits larger vinyl and wood posts Cuts installation time in half Fits metal, wood and vinyl gates Can be keyed-alike to other D&D products Highly polished and won't rust

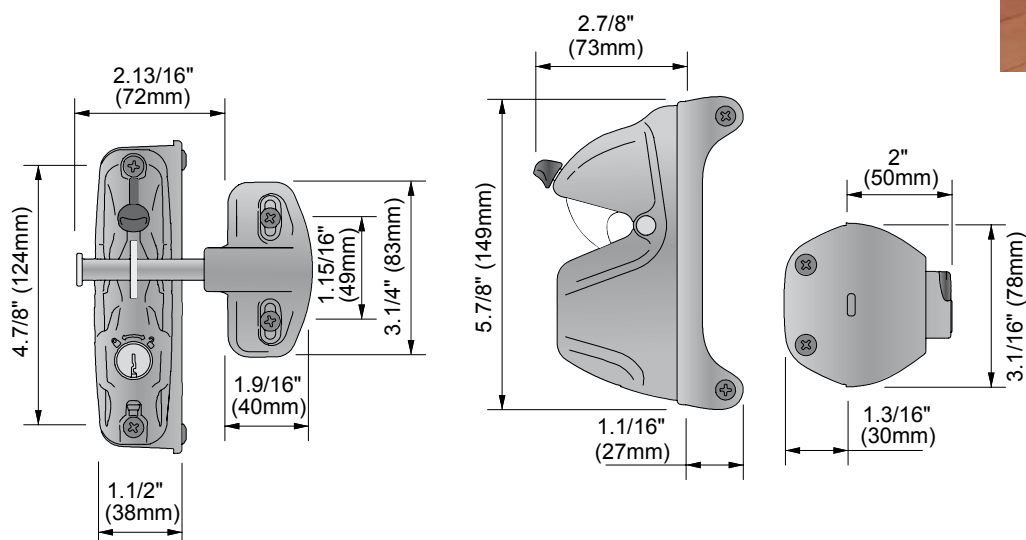


LOKKLATCH® DELUXE

One model fits all square posts and gate frames

The LokkLatch DELUXE model includes an External Access Kit

Requires only one hole drilled through post





Code	Applications	Color
LLAA (Latch only)	Pedestrian Gates	Black, White
LLAAB (Latch + EAK)	Pedestrian and Privacy Gates	Black, White
LLB (EAK only)	External Access Kit	Black, White

LOKKLATCH®

Key-lockable, general-purpose gate latch for all square-post gate materials

- High-tech, stylish appearance
- Key lockable convenience
- Adjusts horizontally and vertically
- Push-Button External Access Kit
- One model fits metal, vinyl & wood
- Won't rust or corrode
- Quick and easy to install



Model: LLAAB

Optional LokkLatch External Access Push-Button allows operation from both sides of gate.

If you don't need a key-lock style gate latch, take a look at the T-Latch on page 26




Features

- Tough, polymer construction
- Key lockable latch
- Stainless steel tongue
- One versatile model
- ISO 9001 manufacturer
- Engineered for easy installation
- Optional "External Access Kit"

Benefits

- Strong & 100% rust free
- No padlock required
- Reliable latching action
- Fits all gate materials
- Limited Lifetime Warranty
- Quick & easy to install
- Open from outside the gate

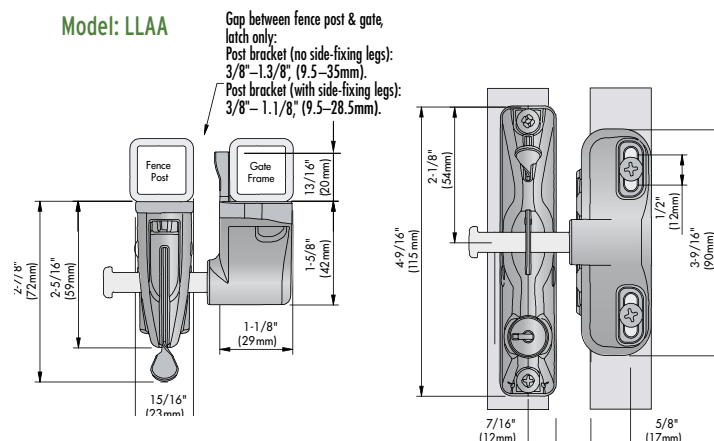
For square posts and frames



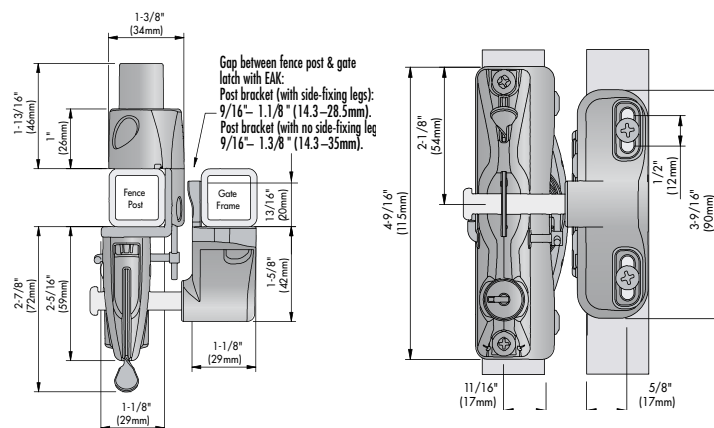
RESIDENTIAL GRADE

LokkLatch® models are all keyed alike.

Model: LLAA



Model: LLAAB



Note that locking the push-button side does not lock the main latch on the opposite side.



Code	Applications	Color
LLABRND (Latch + EAK)	Ideal for chain link gates	Black

For round posts and frames

LOKKLATCH® ROUND POST

Key-lockable, general-purpose gate latch for round-post gate materials

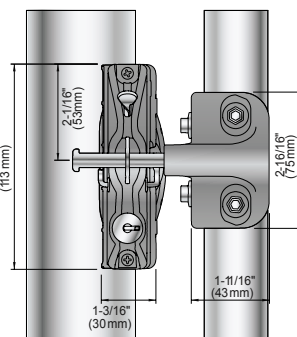
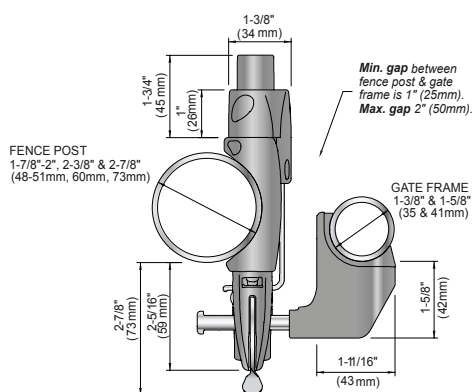
- Key lockable
- Adjusts horizontally and vertically
- Push-Button External Access Kit
- Ideal for chain link
- Fits gate gaps up to 2" (50mm)
- Won't rust or corrode
- Stylish appearance



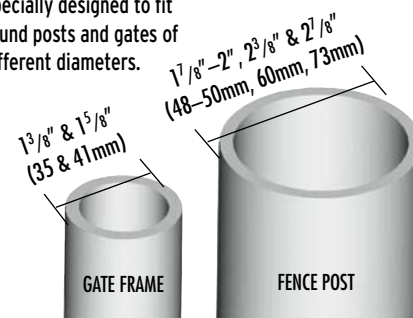
FITS GATE GAPS
UP TO 2" (50mm)!



Key lockable External Access Kit (push button)



Specially designed to fit round posts and gates of different diameters.



Features

- Tough, glass-reinforced polymer construction
- Key lockable latch
- Stainless steel tongue
- Fits most round posts and gate frames
- Quality Assurance ISO 9001 manufacturer
- Engineered for ease of installation

Benefits

- Strong & 100% rust free
- No padlock required
- Smooth, reliable latching action
- Adapts to different gate sizes
- Limited Lifetime Warranty
- Quick & easy to install

Note that locking the push-button side does not lock the main latch on the opposite side.



Code	Applications	Color
TL01	For general purpose gates	Black

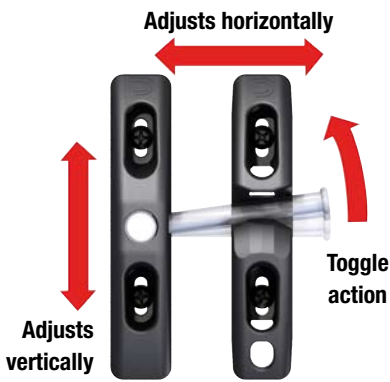


T-Latch™

Toggle-style, padlockable gravity-action gate latch

- Toggle action automatically compensates for gate sag
- Fits all square posts & gate frames
- Adjusts vertically and horizontally
- Padlockable, with storage feature
- Ultra-tough polymer body
- Stainless steel latch bolt

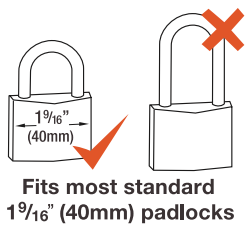
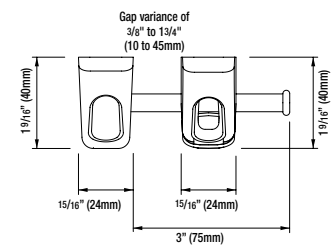
Made of super-strong engineering polymers with stainless steel components, the toggle-style T•Latch™ will not rust, fade, chip or corrode. One model fits wood, vinyl and metal gates.



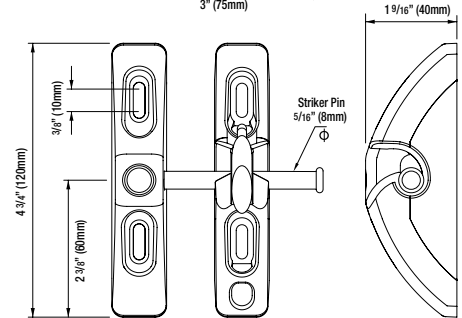
Features	Benefits
<ul style="list-style-type: none"> • Stainless steel striker bolt and fasteners • Adjustable - vertically & horizontally • Innovative Toggle action • Padlock storage feature • Strong polymer construction 	<ul style="list-style-type: none"> Strong, secure and rust-free Quick and easy to install Compensates for gate sag Easy access No rust - no color fade



LOCKED POSITION



Fits most standard 1 9/16" (40mm) padlocks



This clever latch is self-adjusting to compensate for gate sag





Code	Description	Security
FHLSSR	D&D HaspLock	Key lockable
FHLSSBC	D&D HaspLock - Blind Cover	

HASPLock™

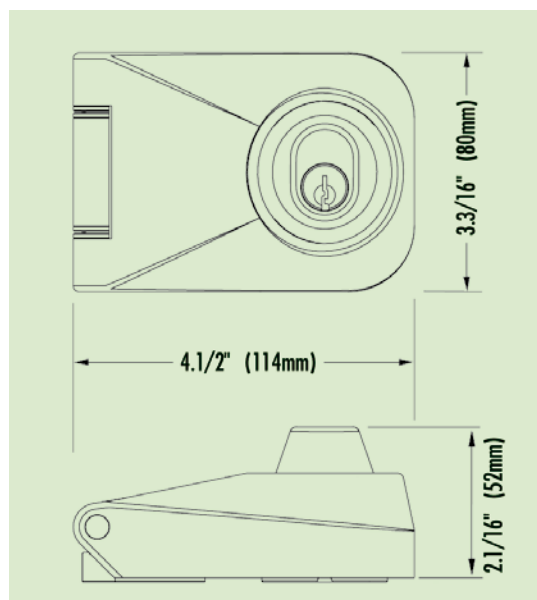
Security for commercial and residential doors

- Stainless Steel security
- 6-pin lock security
- Master keyable & key-alike convenience
- Replace cylinder for higher security

The stylish D&D HaspLock™ is designed to replace a conventional hasp and staple padlock arrangement and to provide far greater security than traditional locking devices.


Made from high-grade stainless steel, the D&D Hasplock is ideal for use in corrosion prone environments. It is highly resistant to hacksawing, prying and oxyacetylene cutting, making it a smart choice.

In many situations, the D&D HaspLock can be used as add-on security for existing locks, on factory compounds, garages, cabinets, boats, sheds and toolboxes.



Features	Benefits
• Stainless Steel construction	Strong, secure and rust-proof
• 6-pin lock cylinder upgradable	Key-alike or master-key convenience
• Highly polished stainless steel construction	Resistant to tampering & hacksawing
• QA ISO 9001 manufacturer	Limited Lifetime Warranty

SECURITY FIXING & COVER PLATES



D&D HaspLock™ offers an optional Blind Cover (plate) with four screw threads tapped into its stainless steel housing to provide extra security and improved aesthetics.

Lock kit contains stainless steel fixings, drill-hole template and comprehensive easy to install instructions.



Code	Description	Feature
FPBSSFM	D&D PullBolt – Face Mount	Key lockable
FPBSSBC	D&D PullBolt – Blind Cover	Optional
FPBSSLB	D&D PullBolt – Fixing Leg - Body	Added strength
FPBSSLFM	D&D PullBolt – Fixing Leg - F/Mount	Added strength

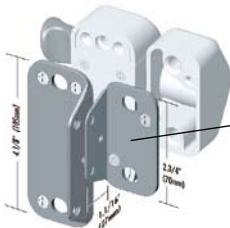
PULLBolt™ FACE MOUNT

Quality, high-security
Stainless Steel PullBolt Lock

CONFIGURED FOR FACE MOUNTING

- Stainless Steel quality
- 6-pin lock security
- Key-alike convenience
- Master-keyable by a locksmith
- Replace cylinder for higher security

The stylish, stainless steel D&D PullBolt™ is designed to provide powerful locking security for a variety of applications. It can act as add-on security to existing lock systems or can be used as a primary lock.

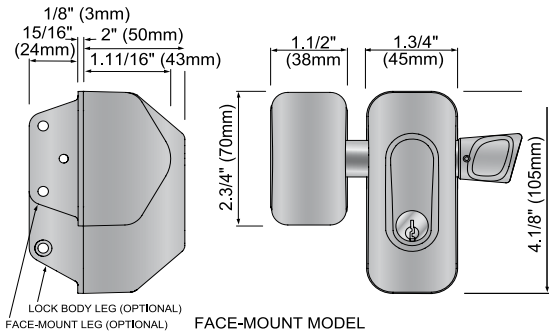


Mounting legs provide added strength and security

Face Mount model

Features	Benefits
• Highly polished stainless steel construction	Strong, secure and rust-proof
• Two models available	Fit most applications
• Face Mount & Side Mount models	Flexible mounting methods
• Symmetrical design	Fits left & right handed doors
• 6-pin lock cylinder upgradable	Key-alike or master-key convenience
• Concealed Stainless Steel fixings	Resistant to tampering & hacksawing
• QA ISO 9001 manufacturer	Limited Lifetime Warranty

D&D PullBolt™ Face Mount model



The superbly cast D&D PullBolt™ comes in two models, the Face Mount and the Side Mount.

The PullBolt™ Face Mount model is installed using four through-mounted M10 stainless steel bolts. The lock bolt slides snugly across into the sturdy keeper-housing for optimum security.

The PullBolt™ Side Mount model can also be face-mounted onto door or gate frames as well as mounted either adjacent to the locking frame or parallel to the ground surface. A keeper plate is supplied for added strength and security. (Consult local Code officials for commercial door lock regulations in your area.)

Like all D&D Security Locks, the PullBolt is made from high-grade stainless steel, making the device ideal for use in corrosive environments. The 3/4" (19mm) diameter lock bolt has a "throw" of 1 1/4" (32mm), and contains a hardened steel insert to resist hacksawing. It is also resistant to prying, oxyacetylene cutting and bolt-cutting.

The locking mechanism is a "deadlock" design, which protects the device from being tampered with or locked without the key-holder's authority.

The standard 6-pin, key-in-knob style lock cylinders can be keyed alike, master-keyed, or easily replaced by a locksmith with high security cylinders such as Assa-Abloy, Medeco, Mul-T-Lock or Schlage Primus.



Code	Description	Feature
FPBSSSM	D&D PullBolt - Side Mount	Key lockable
FPBSSBC	D&D PullBolt - Blind Cover	Optional
FPBSSLB	D&D PullBolt - Fixing Leg - Body	Added strength

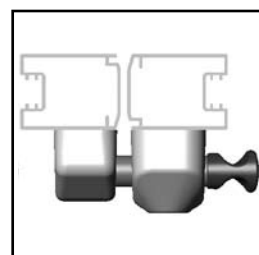
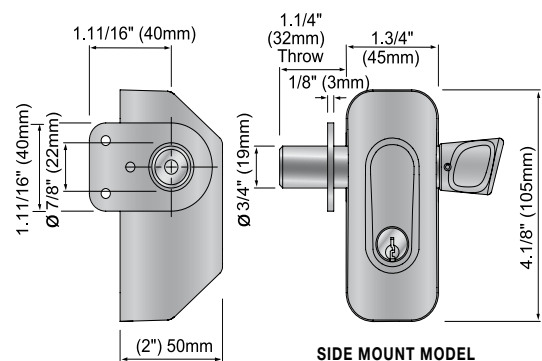
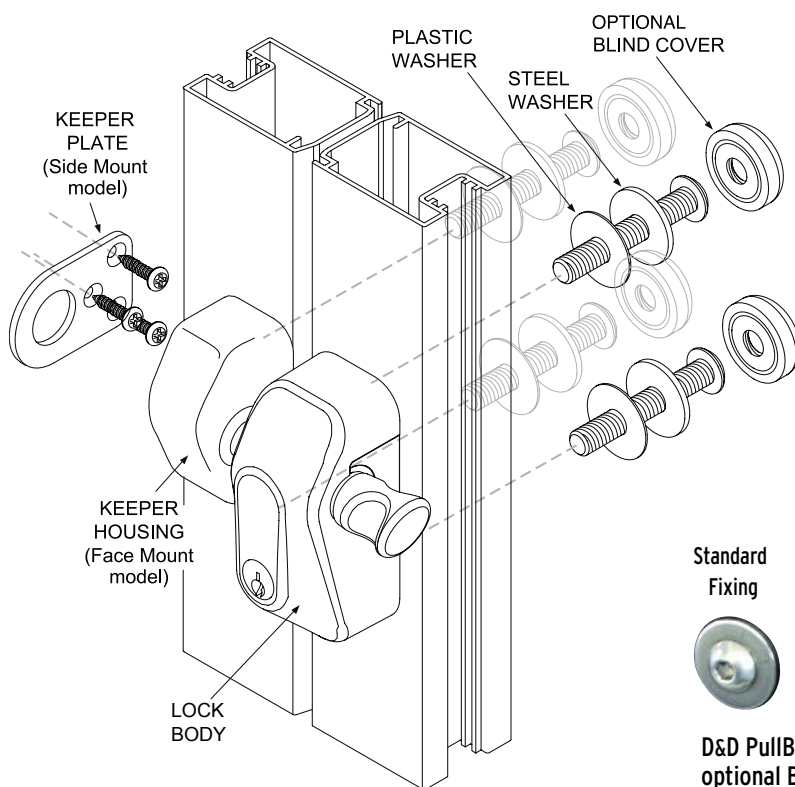
PULLBolt™ SIDE MOUNT

Quality, high-security Stainless Steel PullBolt Lock

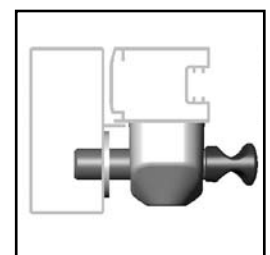
CONFIGURED FOR SIDE MOUNTING

- Stainless Steel quality
- 6-pin lock security
- Key-alike convenience
- Master-keyable
- Replace cylinder for higher security

Diagrams show both Face Mount and Side Mount models



Plan view: FACE MOUNT model



Plan view: SIDE MOUNT model

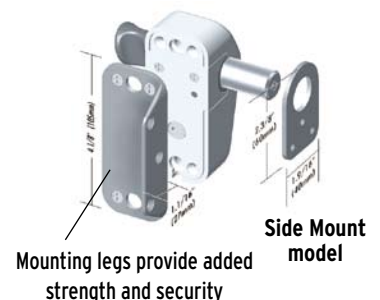
Standard
Fixing



Optional
Blind Covers



D&D PullBolt™ offers optional Blind Covers to provide extra security and improved aesthetics.



Optional Mounting Legs:

The D&D PullBolt offers stainless steel mounting legs for extra side-fixing security and strength. In many applications, the screws of the mounting legs can also be concealed, away from manipulation.

D&D PullBolt™ Side Mount model

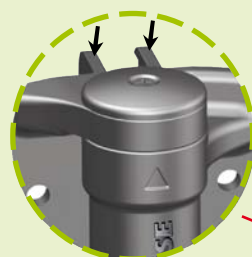


Specifications on pages 34 through 37

TRUClose® Regular & Heavy Duty

Tension adjustable, self-closing gate hinges

- Models with vertical & horizontal adjustment
- Tension adjustable - for gate weight & closing speed



OPTIONAL 2 LEGS (L2)


REINFORCING RIBS
Molded ribs provide superior torsional and lateral leaf strength.

STYLISH "FLAT" FINISH
Textured black or white finish gives a stylish, modern look.

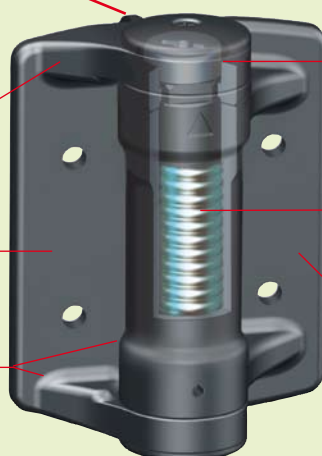
STRENGTH & STYLE
Subtle design features such as radiused corners and waisting provides strength and an attractive design.

MODEL DESIGN OPTIONS

ALIGNMENT LEGS ("L2" models)
Quick-fit alignment legs for fast installation and added fitting strength. Two legs provide secure, double-face fixing.



Meets
Pool Barrier
Codes



PATENTED ADJUSTOR
Depress for tension. Rises back into sleeve to retain tension.

INTERNAL STAINLESS STEEL SPRING
Provides even closing tension for gates.

MOLDED HINGE BODY
Strong & rust-free. UV-stabilized polymers with glass-fiber reinforcement.

Gate load capacity:

**450lb
(205kg)**


Gate load capacity:

Each hinge model has an indicator showing its recommended maximum gate load



TRUClose®
SYSTEM

OLD-FASHIONED
EXTERNAL SPRING



**TRUClose® = REDUCED COSTS
& INCREASED SAFETY**

With TruClose® there is no need to pay for or install any other external closing mechanism. TruClose® hinges are also safer to adjust and safer for children.

Features

- Molded, reinforced polymer construction
- Unique, patented tension adjustment
- Internal stainless steel spring closer
- Weather-resistant, "self-lubricating" materials
- Regular & Heavy Duty hinge ranges
- Models available with Alignment Legs
- Quality Assurance ISO 9001 manufacturer

Benefits

- No rusting, sagging or staining!
- Quick, easy and safe adjustment
- No need for unsightly external spring
- Smooth, bind-free closure
- Models to fit all gates & applications
- Extra fitting strength
- Limited Lifetime Warranty

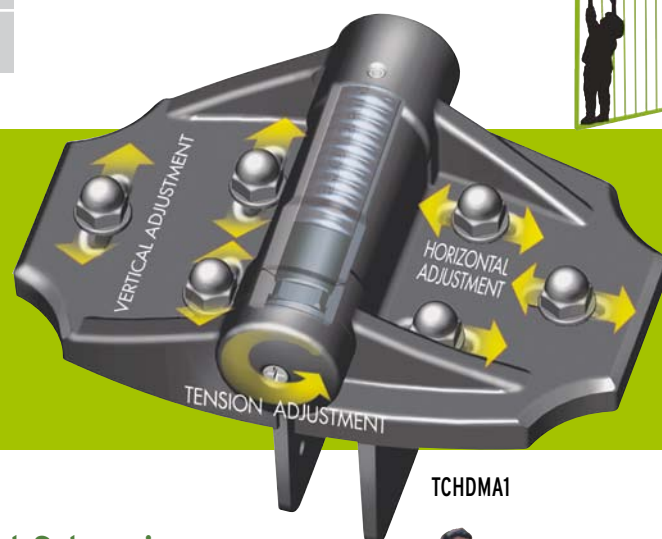


Code	Applications	Color
TCHDMA1	Large or heavy vinyl/wood gates	Black, White

TRUClose® Heavy Duty

Multi-adjustable, self-closing gate hinges for large gates

- 3-way adjustment: vertical, horizontal & tension
- Super-strong engineering polymer and stainless steel construction
- Heavy Duty hinge for large vinyl or wood gates
- Up to 3/4" (19mm) adjustment



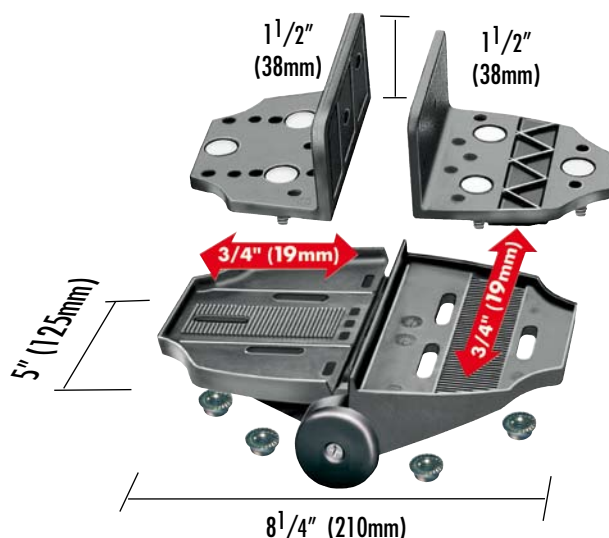
TCHDMA1



Designed to perform in real-life situations



One person
can install
large gates!



Super Strong



Engineering Polymer



Each MultiAdjust™ hinge has two wrap-around (90° double face-fixed) mounting brackets: one that fits to the gate frame and another to the fence post. Stainless steel "studs" within the brackets allow a lone installer to lift a heavy gate into position and secure it with ease.

Features

- Adjusts horizontally, vertically & for tension
- Molded, reinforced polymer construction
- Unique, patented tension adjustment
- Internal stainless steel spring
- UV-stabilized, "self-lubricating" materials
- Alignment legs and adjustment slots
- Quality Assurance ISO 9001 manufacturer

Benefits

- Convenient, reliable performance
- No rusting, sagging or staining!
- Quick, self-closing adjustment
- No need for unsightly spring closers
- Smooth, bind-free closure
- Ease of installation & adjustment
- Limited Lifetime Warranty

*By using
MultiAdjust hinges
I can hang large, heavy
gates by myself and
easily adjust them!*



Code	Applications	Color
TCAMA1	Metal, Wood, Vinyl gates	Black
TCAMA2	Metal, Wood, Vinyl gates with 2" gaps	Black, White

TRUClose® Mini-Multi Adjust

Multi-adjustable, self-closing gate hinges for square frame gates

- 3-way adjustment - vertical, horizontal & tension
- Super-strong engineering polymer and stainless steel construction
- Regular hinges self-close gates up to 55 lbs (25kg)
- TCAMA2 horizontal adjustment bridges gate gaps up to 2"
- Vertical adjustment up to 3/4" (19mm)

FOR SQUARE GATE FRAMES AND FENCE POSTS



TCAMA2



Gate load capacity:

**375lb
(170kg)**


Code	Applications	Color
TCAMA2RND	For chain link gates	Black

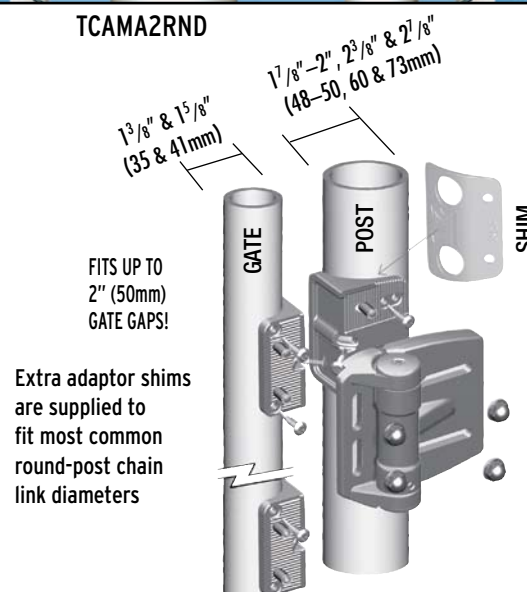
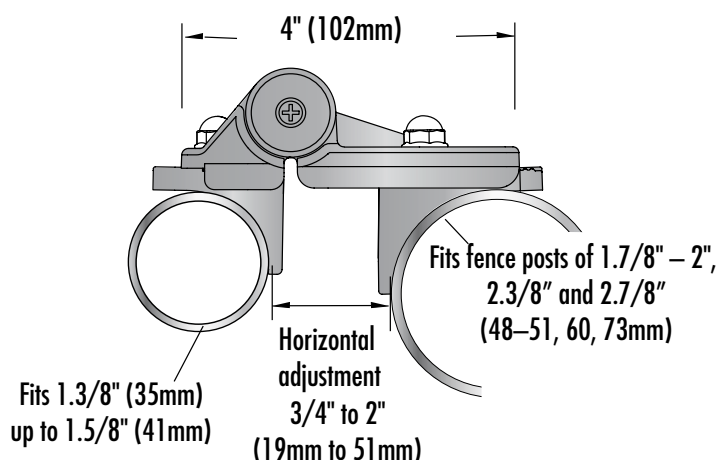
TRUClose® Mini-Multi Round

Multi-adjustable, self-closing gate hinges for round frames & posts

FOR ROUND GATE FRAMES AND FENCE POSTS



TCAMA2RND





Code	Applications	Color
TCHDRND1-MK2	For different diameter gate frame & post	Black
TCHDRND2-MK2	For 2" round railing systems	Black


TRUClose® Heavy Duty Self-closing gate hinges for round gate frames & posts

- Heavy Duty hinges self-close gates up to 132 lbs (60kg)
- Super-strong engineering polymer and stainless steel construction
- Ideal for high-traffic gates
- Each pair of hinges is packaged as a kit that includes shims/adaptors to fit a variety of post and gate diameters.

Super Strong
Engineering Polymer



With the D&D hinges for chain link and other round posts, I now have reliable polymer hinges for all gate materials and most applications.



**Ideal for
CHAIN LINK**

Gate load capacity:

**700lb
(318kg)**



TCHDRND1

For a wide variety of gate frame and fence post diameters



TCHDRND2

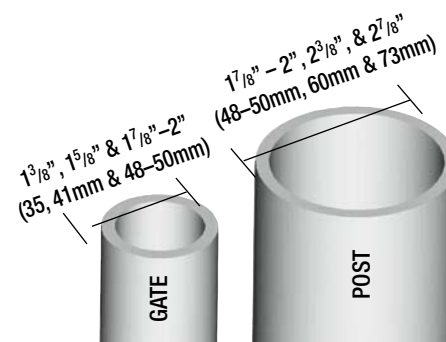
For 2" (50mm) gate frames and 2" & 2-7/8" (50 & 73mm) fence posts

Features

- Adjusts horizontally and for tension
- Molded, reinforced polymer construction
- Unique, patented tension adjustment
- Internal stainless steel spring
- UV-stabilized, "self-lubricating" materials
- Alignment legs and adjustment slots
- Quality Assurance ISO 9001 manufacturer

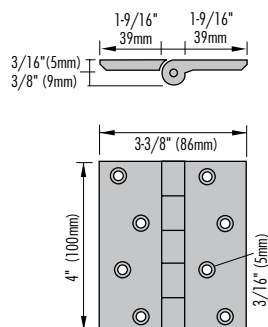
Benefits

- Convenient, reliable performance
- No rusting, sagging or staining!
- Quick, self-closing adjustment
- No need for unsightly spring closers
- Smooth, bind-free closure
- Ease of installation & adjustment
- Limited Lifetime Warranty



Specifications

TRU•CLOSE Regular TCP



Code	Gate material	Style	Self-close	Color
TCP	Metal, Wood & Vinyl	Plain pivoting	N/A	Black

Description: A plain, pivoting butt-style hinge for light-to medium-weight metal, wood and vinyl gates around homes and gardens. Not self-closing, not suitable for safety gates.

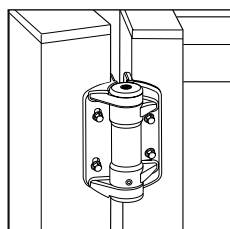
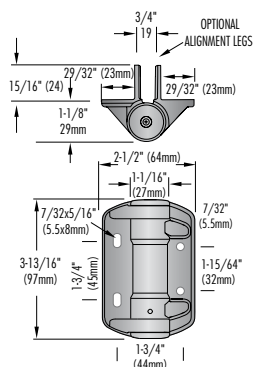
No fasteners included. Consult your hardware expert for appropriate fixings.



Max. load

350lb (159kg)

TRU•CLOSE Regular TCA1-MK2



Code	Gate material	Style	Self-close	Color
TCA1-MK2	Metal	Adjustable, self-closing	55lb (25kg)	Black, White
TCA1L2-MK2	Metal	Adjustable, self-closing (2 alignment legs)	55lb (25kg)	Black, White

Description: Self-closing (tension-adjustable) hinge for light to medium weight metal safety gates around pools, homes and gardens.

"L2" model offers quick-fit alignment legs for added fitting strength.

No fasteners included. Consult your hardware expert for appropriate fixings.

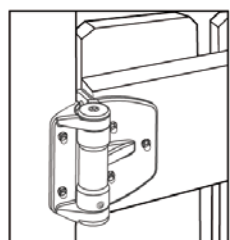
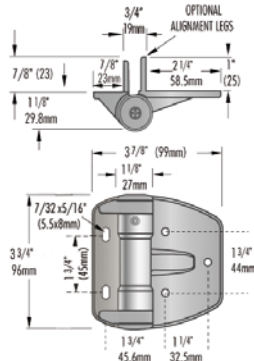


Max. load

450lb (205kg)

2 Leg model:
550lb (250kg)

TRU•CLOSE Regular TCA2-MK2



Code	Gate material	Style	Self-close	Color
TCA2-MK2	Metal & Wood	Adjustable, self-closing	55lb (25kg)	Black
TCA2L2-MK2	Metal & Wood	Adjustable, self-closing (2 alignment legs)	55lb (25kg)	Black

Description: Self-closing (tension-adjustable) hinge for mid-weight metal and/or wood gates around homes and gardens.

"L2" model offers quick-fit alignment legs for added fitting strength.

No fasteners included. Consult your hardware expert for appropriate fixings.

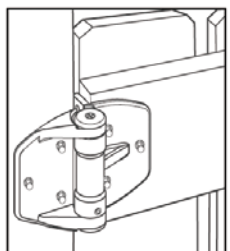
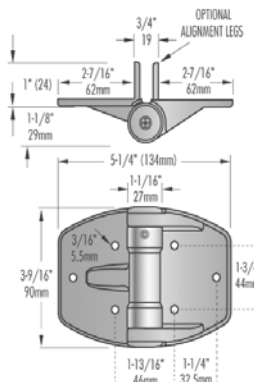


Max. load

450lb (205kg)

2 Leg model:
550lb (250kg)

TRU•CLOSE Regular TCA3-MK2



Code	Gate material	Style	Self-close	Color
TCA3-MK2	Wood & Vinyl	Adjustable, self-closing	55lb (25kg)	Black
TCA3L2-MK2	Wood & Vinyl	Adjustable, self-closing (2 alignment legs)	55lb (25kg)	Black, White

Description: Self-closing (tension-adjustable) hinge for mid-weight wood & vinyl gates around homes and gardens.

"L2" model offers quick-fit alignment legs for added fitting strength.

No fasteners included. Consult your hardware expert for appropriate fixings.



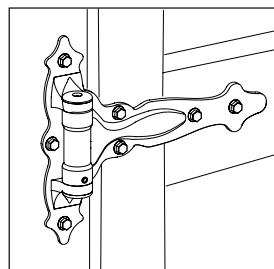
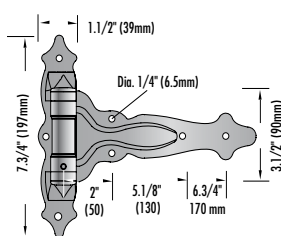
Max. load

450lb (205kg)

2 Leg model:
550lb (250kg)

Specifications

TRU•CLOSE Regular TCA4



Code	Gate material	Style	Self-close	Color
TCA4	Wood	T-style Decorative	55lb (25kg)	Black

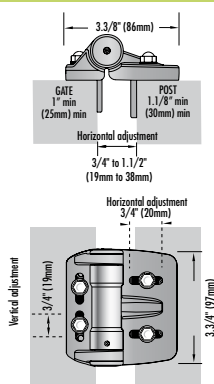
Description: T-style "decorative" self-closing (tension-adjustable) hinges for ornamental-style gates. Fits to mid-weight wood gates and a variety of gate applications around homes and gardens. All fasteners included.



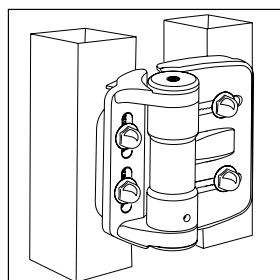
450lb (205kg)

Max. load

TRU•CLOSE Regular TCAMA1 Mini-Multi™



Up to 1 1/2" (38mm) gate gaps



Code	Gate material	Style	Self-close	Color
TCAMA1	Metal, Wood & Vinyl	Adjustable, self-closing (2 alignment legs)	55lb (25kg)	Black

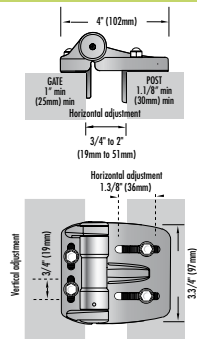
Description: The Mini-Multi™ Adjust hinge is the ideal tension-adjustable (self-closing) hinge for gates with gate gaps of up to 1 1/2" (38mm). Can be adjusted horizontally or vertically by way of adjustment slots. Fits to mid-weight metal, wood and vinyl safety gates around pools, homes and gardens. Quick-fit alignment legs for added fitting strength and durability. All fasteners included.



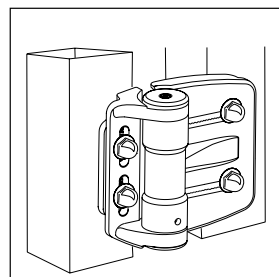
375lb (170kg)

Max. load

TRU•CLOSE Regular TCAMA2 Mini-Multi™



Up to 2" (50mm) gate gaps



Code	Gate material	Style	Self-close	Color
TCAMA2	Metal, Wood & Vinyl	Adjustable, self-closing (2 alignment legs)	55lb (25kg)	Black, White

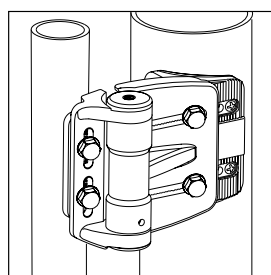
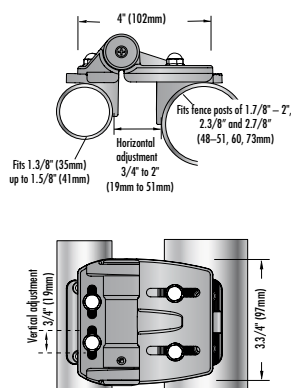
Description: The Mini-Multi™ Adjust hinge is the ideal tension-adjustable (self-closing) hinge for gates with hinge gaps up to 2" (50mm). Fits to mid-weight metal, wood and vinyl safety gates around pools, homes and gardens. Quick-fit alignment legs for added strength and durability. All fasteners included.



375lb (170kg)

Max. load

TRU•CLOSE Regular TCAMA2RND



Code	Gate material	Style	Self-close	Color
TCAMA2RND	Chain Link	Adjustable, self-closing	55lb (25kg)	Black

Gate Frame diameters of 1.3/8"-1.5/8" (35mm-41mm).
Fence Post diameters of 1.7/8"-2", 2.3/8" & 2.7/8" (48-51, 60, 73mm), 60mm & 73mm).

Description: The Mini-Multi™ Round hinge is the ideal tension-adjustable (self-closing) hinge for ROUND POST gates with hinge gaps of up to 2" (50mm). Fits to mid-weight metal and chain link gates around pools, homes and gardens. All fasteners included.

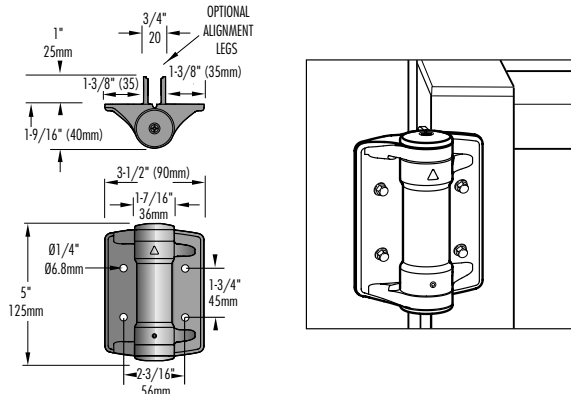


375lb (170kg)

Max. load

Specifications

TRU•CLOSE Heavy Duty TCHD1A-MK2



Code	Gate material	Style	Self-close	Color
TCHD1A-MK2	Metal	Flat, face-fix	132lb (60kg)	Black, White
TCHD1A1-MK2	Metal	1 alignment leg	132lb (60kg)	Black
TCHD1A2-MK2	Metal	2 alignment legs	132lb (60kg)	Black, White

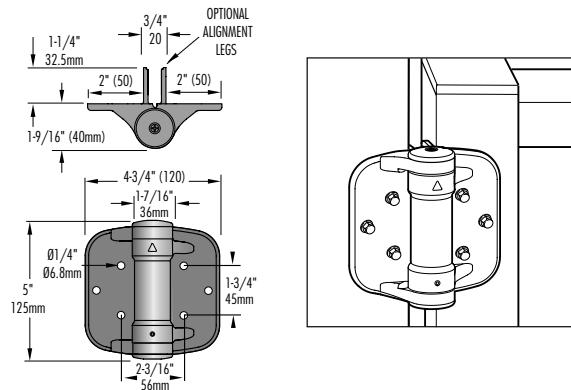
Description: A self-closing (tension-adjustable) hinge for heavier or high-traffic metal gates - especially those with narrow frames - around commercial areas, homes and childcare centers. "L1 & L2" models offers quick-fit alignment legs for added fitting strength.

No fasteners included. Consult your hardware expert for 12-gauge fasteners.



Max. load 700lb (317kg)
2 Leg model: 1000lb (453kg)

TRU•CLOSE Heavy Duty TCHD1-MK2



Code	Gate material	Style	Self-close	Color
TCHD1-MK2	Metal, Wood, Vinyl	Flat, face-fix	132lb (60kg)	Black
TCHD1L2-MK2	Metal, Wood, Vinyl	2 alignment legs	132lb (60kg)	Black

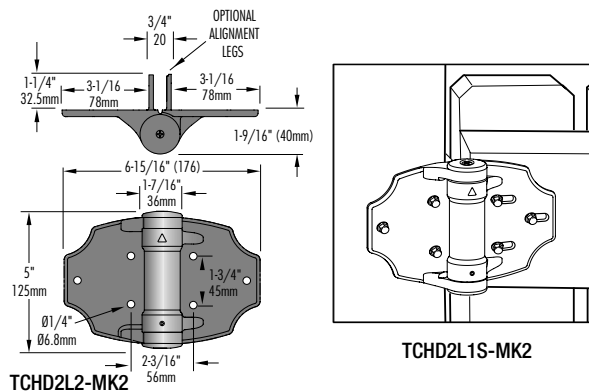
Description: A self-closing (tension-adjustable) hinge for heavier or high-traffic metal, wood or vinyl gates around commercial areas, homes and childcare centers. "L2" model offers quick-fit alignment legs for added strength.

No fasteners included. Consult your hardware expert for 12-gauge fasteners.



Max. load 700lb (317kg)
2 Leg model: 1000lb (453kg)

TRU•CLOSE Heavy Duty TCHD2L2-MK2



Code	Gate material	Style	Self-close	Color
TCHD2L2-MK2	Wood & Vinyl	2 alignment legs	132lb (60kg)	Black, White
TCHD2L1S-MK2	Wood & Vinyl	1 leg w/adjust. slot	132lb (60kg)	Black, White

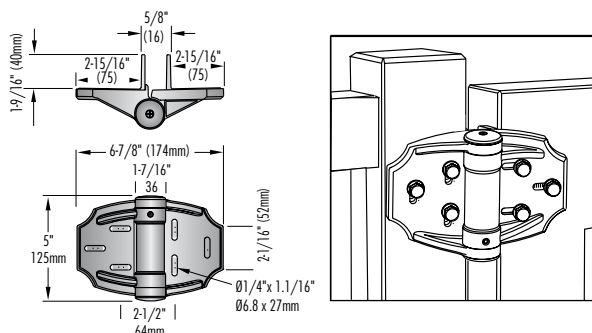
Description: A self-closing (tension-adjustable) hinge for heavier or high-traffic vinyl and wooden gates around commercial areas, homes and childcare centers. "L1 and L2" models offers quick-fit alignment legs for added fitting strength.

No fasteners included. Consult your hardware expert for 12-gauge fasteners.



Max. load 700lb (317kg)
2 Leg model: 1000lb (453kg)

"MULTI•ADJUST HINGE" (Heavy Duty)



Code	Gate material	Style	Self-close	Color
TCHDMA1	Wood & Vinyl	3 way adjustable	132lb (60kg)	Black, White

Description: This hinge is ideal for large, heavy or high-traffic vinyl or wooden gates. This revolutionary, heavy duty hinge offers the ultimate range of vertical, horizontal and tension adjustment. It is possible to adjust the hinge (the gate) up to 3/4" (19mm) in either a vertical or horizontal direction.

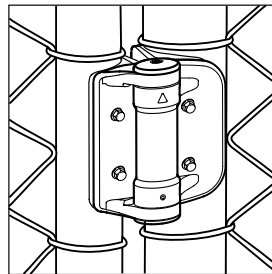
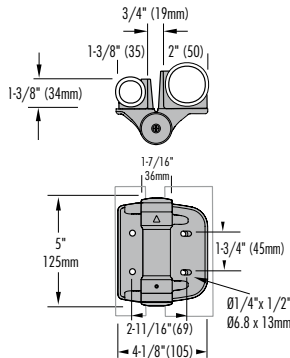
All fasteners included.



Max. load 700lb (317kg)

Specifications

ROUND•POST HINGE (Heavy Duty)



Various diameter posts

Code	Gate material	Style	Self-close	Color
TCHDRND1-MK2	Chain Link	Round post	132lb (60kg)	Black

Description: The TruClose ROUND POST HINGE is a tough molded hinge designed to fit to a wide range of common round-posted gates and fences, where the frame and post are of different diameters.

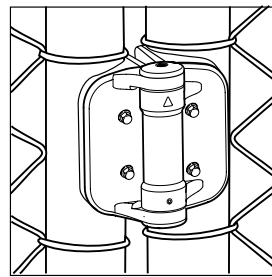
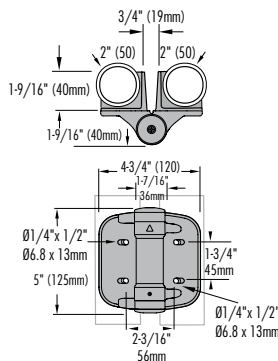
It is ideal for fence post diameters of 1⁷/₈" - 2", 2³/₈" and 2⁷/₈" (48mm-50mm, 60mm & 73mm), and gate frame diameters of 1³/₈" & 1⁵/₈" (35mm & 41mm). Each pair of hinges is packed with a variety of shims/adaptors to fit each post and gate diameter. All fasteners included.



Max. load

700lb (317kg)

ROUND•POST HINGE (Heavy Duty)



Similar diameter posts

Code	Gate material	Style	Self-close	Color
TCHDRND2-MK2	Chain Link	Round post	132lb (60kg)	Black

Description: The TruClose ROUND POST HINGE is a tough molded hinge designed to fit to a wide range of common round-posted gates and fences, where the frames and posts are of the same diameter.

It is ideal for fence post diameters of 1⁷/₈" - 2" and 2⁷/₈" (48mm-50mm and 73mm), and gate frame diameters of 1⁷/₈"-2" (48mm-50mm). All fasteners included.



Max. load

700lb (317kg)

Code	Description	Color
TCA4	T-Style Decorative Gate Hinge	Black

TRU**Close**® Regular Duty DecoMold, adjustable tension, self-closing gate hinges for wood gates

- Stylish, adjustable, self-closing gate hinge
- Regular hinges self-close gates up to 55 lbs (25kg)
- Super-strong engineering polymer and stainless steel construction
- Thicker strengthening ribs through the center of the hinge leaf add superior strength and durability



TCA4 T-style

All fasteners included.

Gate load capacity:

450 lb (205kg)



Code	Description	Color
KFP	Plain pivoting hinge (No spring)	Black
KFS	Self-closing, fixed tension hinge	Black

KWIKFit™

Economical, general-purpose gate hinges for square-framed gates & posts

- Economical gate hinges
- KFP hinges for gates up to 55 lbs (25kg)
- KFS hinges for gates up to 45 lbs (20kg)
- Super-strong engineering polymer and stainless steel construction
- Won't rust, bind, sag or stain
- Limited Lifetime Warranty

KFS self-closes gates weighing up to 45lb (20kg)



Gate load capacity:

**375lb
(170kg)**



The KwikFit™ side-fixing legs offer quick and easy alignment of the hinges on gate and fence post.

Double face-fixing (i.e. fixes to both face and side of post and gate) also adds improved strength.



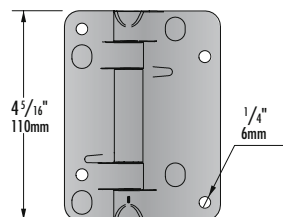
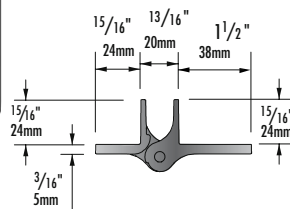
KFP - Plain Pivoting Model (No spring)



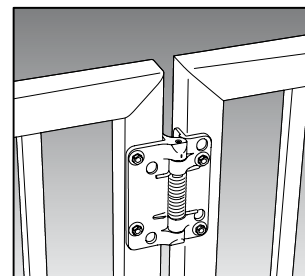
KFS - Self-closing Model



KwikFit hinges DO NOT come with fasteners. Users should consult their local hardware expert for 12 gauge fasteners to suit their application.



For post mounting method only



Code	Description	Color
KFA	Tension adjustable, self closing	Black

KFA self-closes gates weighing up to 26lb (12 kg)

KWIKFit®

Tension-adjustable, general-purpose gate hinges for square-framed gates & posts

- Economical, adjustable gate hinges
- KFA hinges for gates up to 26 lbs (12kg)
- Wall mount or Post mount
- Super-strong engineering polymer and stainless steel construction

Gate load capacity:
**375lb
(170kg)**



KwikFit hinges DO NOT come with fasteners. Users should consult their local hardware expert for 12 gauge fasteners to suit their application.

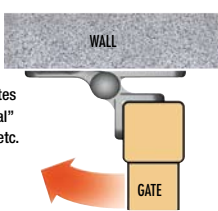
FLEXIBLE MOUNTING OPTIONS

WALL MOUNT

Wall mounting eliminates the need for a "terminal" post against masonry etc.

Flush fixing (180°)

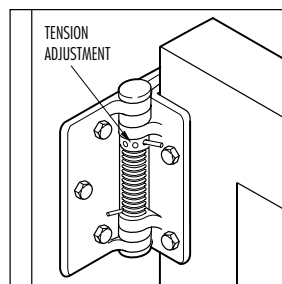
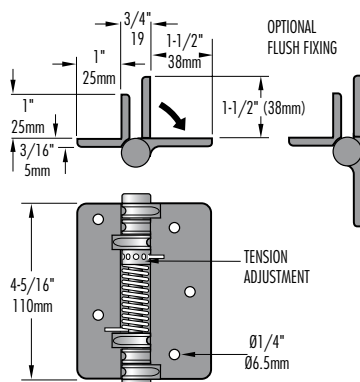
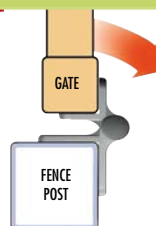
KFA model only



POST MOUNT

Double-faced fixing.
Added strength & self-aligning.

KFA, KFS and KFP models



Ideal for light home and garden gates!



If the opening won't allow for a hinge post, the KFA wall-mount feature is the perfect solution.

Features

- Low-cost, high-quality hinge
- Post mount or wall mount capable
- Molded, reinforced polymer construction
- UV-stabilized, "self-lubricating" materials
- Quality Assurance ISO 9001 manufacturer

Benefits

- Economical & durable gate closure
- Fits lightweight gate applications
- No rusting, sagging or staining!
- Smooth, bind-free closure
- Limited Lifetime Warranty



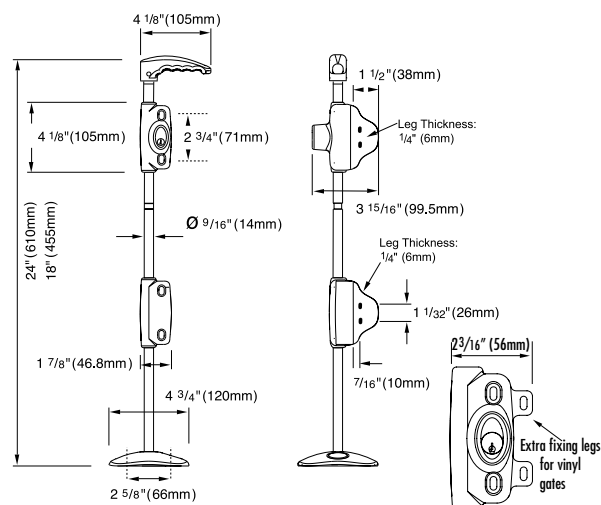

Code	Gate material	Security	Size	Color
LB118BX	Metal Gates	Key lockable	18" (457mm)	Black, White
LB124BX	Metal Gates	Key lockable	24" (610mm)	Black, White
LB218BX	Vinyl & Wood Gates	Key lockable	18" (457mm)	Black
LB224BX	Vinyl & Wood Gates	Key lockable	24" (610mm)	Black
LBBPBG	Base Plate	Optional	4 3/4" (121mm)	Black

LOKKBolt®

Lockable, security drop bolt

- 6-pin lockable, stainless steel privacy & security bolt
- Can be re-keyed to match most doors (by a professional locksmith)
- 2 Bolt lengths - 18" & 24"
- Tough, molded polymer construction
- 316 marine-grade stainless steel rod
- Models for metal, wood & vinyl gates

LokkBolts are all keyed-alike. You can order any other D&D 6-pin keyed-alike lock or latch and use one key for both products.



Features

- Special bolt retention grooves
- Rekeyable to match most door locks

Benefits

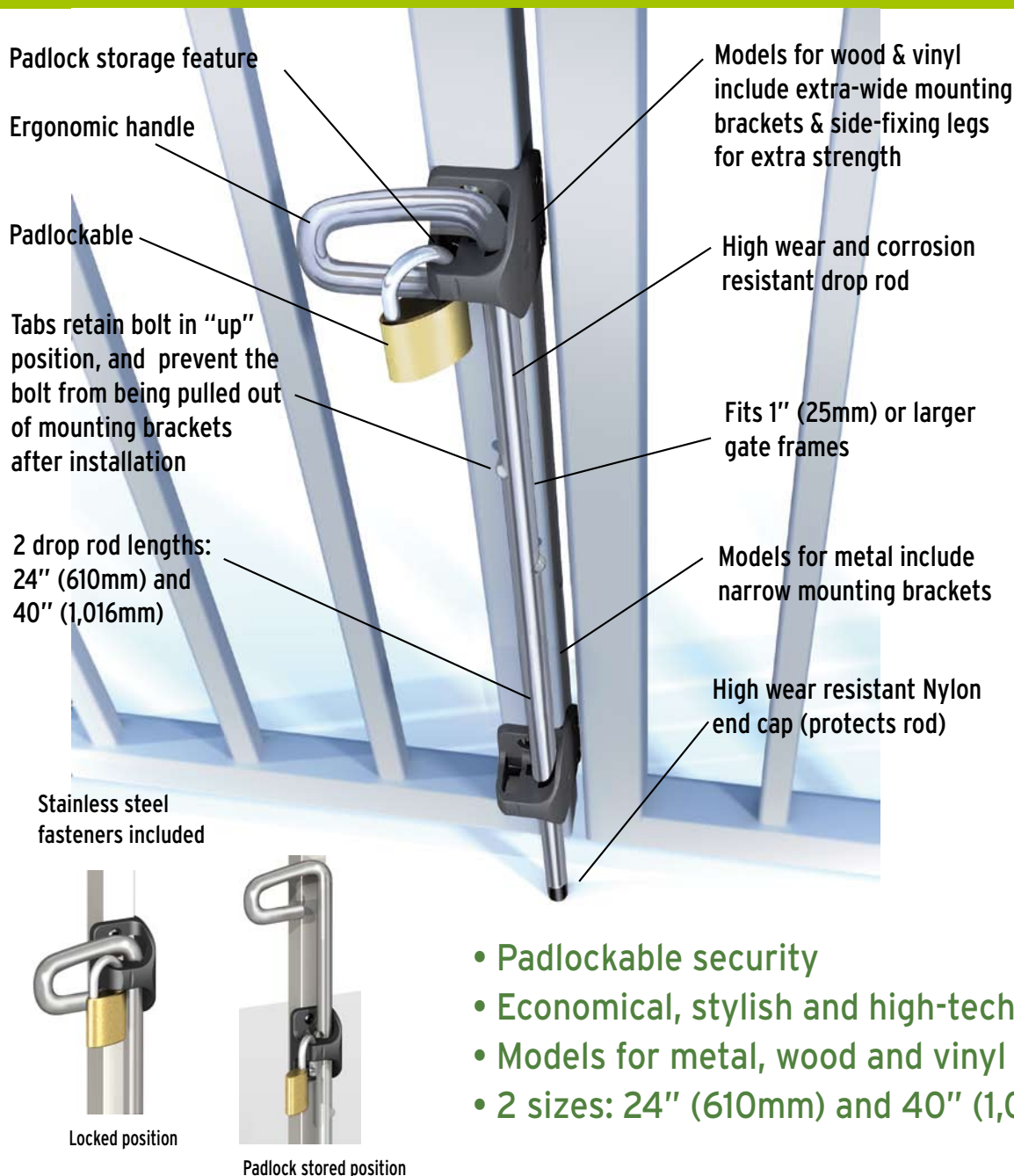
- No more bolt dragging
- One key fits all gates & doors

Code	Gate material	Security	Size	Color
QB124	Metal Gates	Padlockable	24" (610mm)	Black
QB224	Vinyl & Wood Gates	Padlockable	24" (610mm)	Black
QB140	Metal Gates	Padlockable	40" (1,016mm)	Black
QB240	Vinyl & Wood Gates	Padlockable	40" (1,016mm)	Black



Q-Bolt™

An economical cane-bolt solution for double-drive gates.
Provides facility for padlock (no built-in key lock).



- Padlockable security
- Economical, stylish and high-tech
- Models for metal, wood and vinyl
- 2 sizes: 24" (610mm) and 40" (1,016mm)



Code	Gate material	Purpose	Color
TCGS1	Vinyl Gates	Reduces gate concussion & noise	Black, White
TCGS2	Wood & Vinyl	Reduces gate concussion & noise	Black
TCGS3	Metal Gates	Reduces gate concussion & noise	Black

GATEStop™

Helps keep your gate straight and protects against gate-slam noise and damage.

Soft and quiet-action shock absorber



- Ideal gate alignment device
- Prevents damage to gate hardware
- Protects against “gate-slam” noise
- Strong, reinforced polymer with rubber bumper
- No rusting or staining

VINYL GATES



TCGS1

WOODEN GATES



TCGS2

METAL GATES



TCGS3

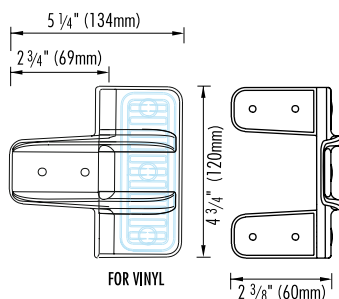


Features

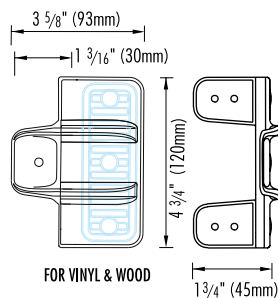
- Molded, reinforced polymer construction
- Rubber buffer insert

Benefits

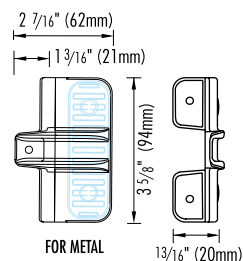
NO rust or staining!
Tough, durable.
Soft, quiet closure.
Prevents damage.



FOR VINYL



FOR VINYL & WOOD



FOR METAL

GATEHandle™

Code	Gate material	Feature	Color
LLHBG	Vinyl, Wood, Metal	Reversible	Black, White


- Strong, glass-reinforced polymer construction
- Fits left-hand or right-hand opening gates
- No rusting or staining

Features

- Tough, molded polymers
- Ergonomic, stylish design
- Symmetrical design

Benefits

Durable. NO rust or staining.
Comfortable and functional
Fits left-hand & right-hand openings



How to increase sales and profits with D&D's products.

FACT:

- Latches and hinges represent less than 1% of the cost of an average fence installation, but...
- 95%+ of callbacks are related to gates (i.e. hinge & latch) operation.
- D&D's hinge & latch solutions have a return rate of less than 1 in 1,000
- One callback can cost hundreds, if not thousands, of dollars.

Consider the TOTAL cost of just one callback: phone calls, paperwork, trip cost, cost of replacement product, disruption to your job schedule and most important of all, the lost opportunity to quote, sell and install more fencing.

SOLUTION:

Use D&D Technologies' hinges and latches for...

- Reduced callbacks
- Quicker & easier installations (features like vertical and horizontal adjustment, tension adjustment, no welding)
- Increased customer satisfaction (will not rust or corrode, self lubricating, highly adjustable)
- More time for selling and installing fencing (where you make your money)
- Increased sales and profits for you

THE BOTTOM LINE:

For products that cost less than 1% of a total fence job, yet can represent 95% of costly callbacks, does it make sense to try and save a couple of \$\$ with lesser quality products? One callback can cost you hundreds, even thousands of dollars.

ELIMINATE EXPENSIVE CALLBACKS BEFORE THEY HAPPEN!



Save time...
save money...
reduce hassles...
What's not to like?

Super Strong
Engineering
Polymer





D&D Technologies



PRODUCT LEADERSHIP



AUSTRALIA: D&D Technologies P/L, Unit 6, 4-6 Aquatic Drive, Frenchs Forest NSW 2086
Tel: 1800 500 203 or (02) 9454 7888 Fax: (02) 9975 4501.
E-mail: sales@ddtech.com.au

USA: D&D Technologies (USA) Inc., 7731 Woodwind Drive, Huntington Beach CA 92647
Tel: (800) 716-0888 Fax: (800) 464-6400.
E-mail: info@ddtechusa.com

EUROPE: D&D Technologies B.V., Vondellaan Niasstraat 1
3531 WR Utrecht The Netherlands
Tel: +31 (0)30 291 98 47 Fax: +31 (0)30 291 99 98
E-mail: sales@ddtech.nl

